

# Always here to help you

Register your product and get support at  
[www.philips.com/welcome](http://www.philips.com/welcome)

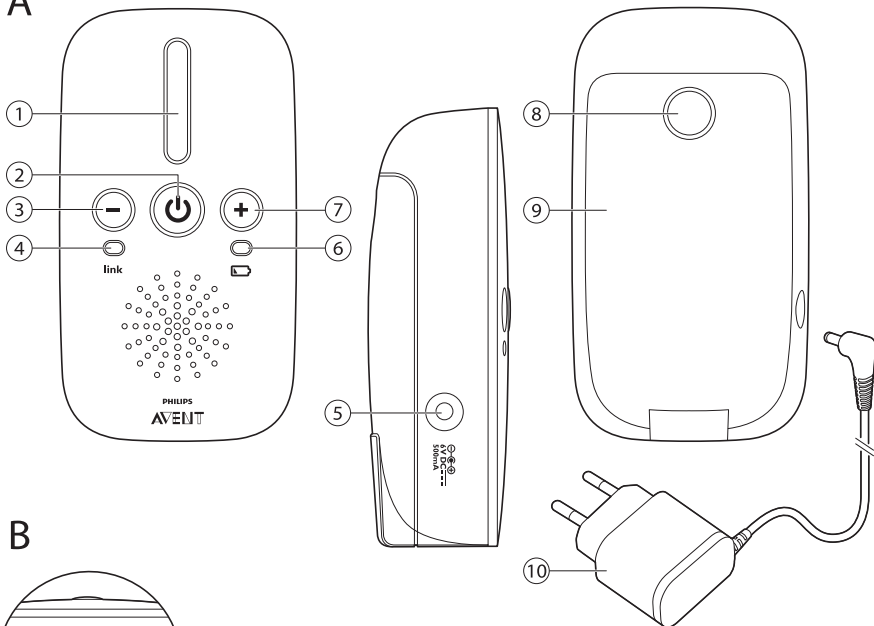
SCD501

Question?  
Contact  
Philips

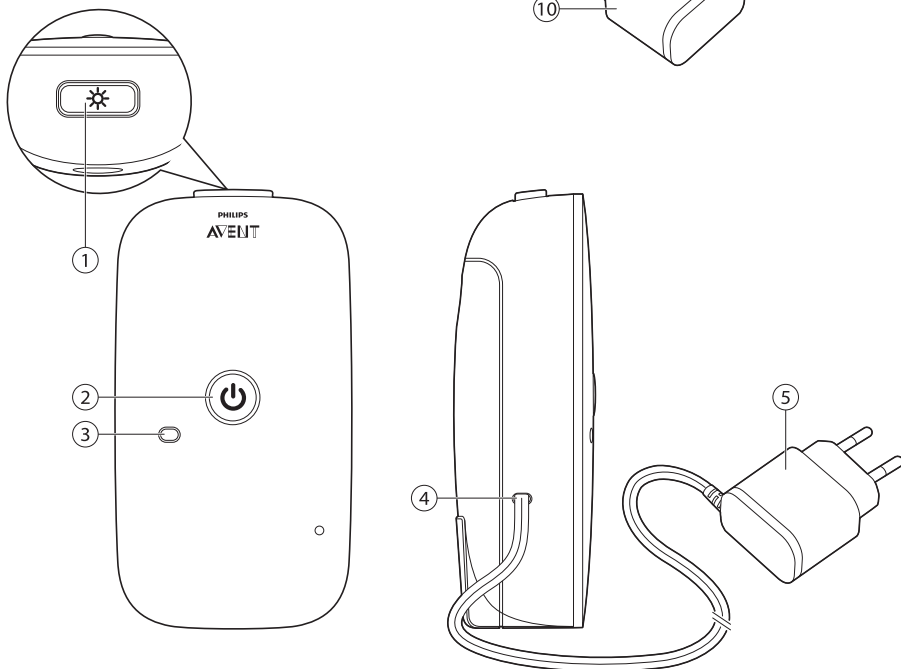


EN	User manual	3	LV	Lietotāja rokasgrāmata	71
BG	Ръководство за потребителя	11	PL	Instrukcja obsługi	79
CS	Příručka pro uživatele	21	RO	Manual de utilizare	88
ET	Kasutusjuhend	29	RU	Руководство пользователя	97
HR	Korisnički priručnik	37	SK	Príručka uživateľa	106
HU	Felhasználói kézikönyv	45	SL	Uporabniški priročnik	115
KK	Қолданушының нұсқасы	54	SR	Korisnički priručnik	123
LT	Vartotojo vadovas	63	UK	Посібник користувача	131

A



B



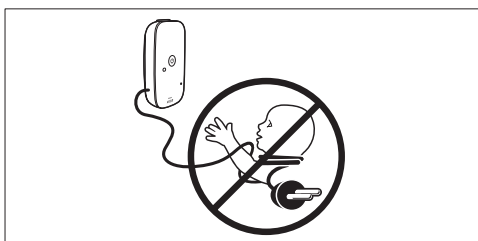
# 1 Introduction

Congratulations on your purchase and welcome to Philips AVENT! To benefit fully from the support that Philips AVENT offers, register your product at [www.philips.com/welcome](http://www.philips.com/welcome). Read this user manual carefully.

## 2 Important

### 2.0.1 Danger

- Never immerse any part of the baby monitor in water or any other liquid. Do not place where water or any other liquid can drip or splash onto it. Do not use in moist places or close to water.
- Never put anything on top of the baby monitor or cover it. Do not block any ventilation openings.
- Cords present a potential strangulation hazard. Keep cords out of the reach of children (more than 1 metre/3.5 feet away). Never place the baby unit inside the baby's bed or playpen.



### 2.0.2 Warning

- Check if the voltage indicated on the adapters of the baby unit and parent unit corresponds to the local mains voltage before you connect the appliance.
- Only use Philips recommended adapter (model S003PV0600050).

- Do not modify and/or cut and/or change any part of the adapter; this causes a hazardous situation.
- Do not use the baby monitor if the adapter of the baby or parent unit is damaged. Contact the Philips Consumer Care Centre.
- Do not unscrew the back panel of the baby unit to prevent an electric shock.
- This appliance is not intended for use by persons (including children) with reduced physical, sensory or mental capabilities, or lack of experience and knowledge, unless they have been given supervision or instruction concerning use of the appliance by a person responsible for their safety. Children shall not play with the appliance.

### 2.0.3 Caution

- This baby monitor is intended as an aid. Do not use it as a substitute for responsible and proper adult supervision.
- Use the appliance at a temperature between 0°C (32°F) and 40°C (104°F). Store the appliance at a temperature between -25°C (-13°F) and 70°C (158°F).
- Do not expose the baby unit and parent unit to extreme cold or heat or to direct sunlight. Do not put the baby unit and the parent unit close to a heating source.
- Never cover the parent unit and the baby unit with anything (e.g. a towel or blanket).
- Always place batteries of the correct type in the parent unit (see 'Inserting the batteries' in chapter 'Preparing for use').
- If you place the parent unit or the baby unit next to a transmitter or other DECT appliance (e.g. a DECT telephone or wireless router for the internet), the connection may be lost. Move the baby unit or parent unit further away from the other wireless appliances until the connection is restored.
- Switched-on mobile phones in the vicinity of the baby monitor may cause interference with the baby monitor.

# Obsah je uzamčen

**Dokončete, prosím, proces objednávky.**

**Následně budete mít přístup k celému dokumentu.**



**Proč je dokument uzamčen? Nahněvat Vás rozhodně nechceme. Jsou k tomu dva hlavní důvody:**

- 1) Vytvořit a udržovat obsáhlou databázi návodů stojí nejen spoustu úsilí a času, ale i finanční prostředky. Dělali byste to Vy zadarmo? Ne\*. Zakoupením této služby obdržíte úplný návod a podpoříte provoz a rozvoj našich stránek. Třeba se Vám to bude ještě někdy hodit.

*\*) Možná zpočátku ano. Ale vězte, že dotovat to dlouhodobě nelze. A rozhodně na tom nezbohatneme.*

- 2) Pak jsou tady „roboti“, kteří se přiživují na naší práci a „vysávají“ výsledky našeho úsilí pro svůj prospěch. Tímto krokem se jim to snažíme překazit.

A pokud nemáte zájem, respektujeme to. Urgujte svého prodejce. A když neuspějete, rádi Vás uvidíme!