

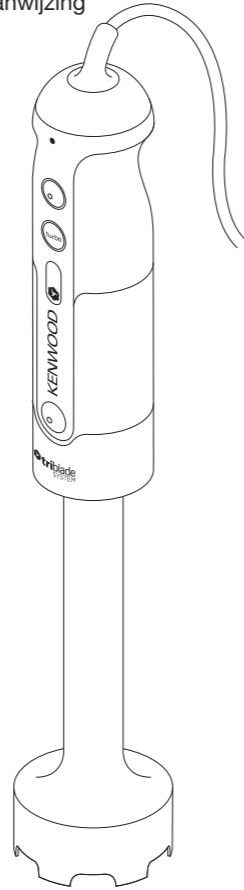
# KENWOOD

**triblade**  
SYSTEM

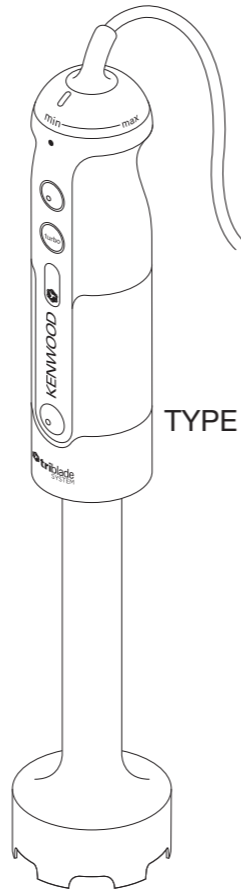
TYPE HDP30

TYPE HDP40

instructions  
istruzioni  
instrucciones  
Bedienungsanleitungen  
gebruiksaanwijzing



TYPE HDP30



TYPE HDP40

English	3 - 9
Nederlands	10 - 17
Français	18 - 25
Deutsch	26 - 33
Italiano	34 - 41
Português	42 - 49
Español	50 - 57
Dansk	58 - 64
Svenska	65 - 71
Norsk	72 - 78
Suomi	79 - 85
Türkçe	86 - 92
Česky	93 - 99
Magyar	100 - 107
Polski	108 - 116
Ελληνικά	117 - 125
Slovenčina	126 - 133
Українська	134 - 142
عربي	١٤٣ - ١٤٩

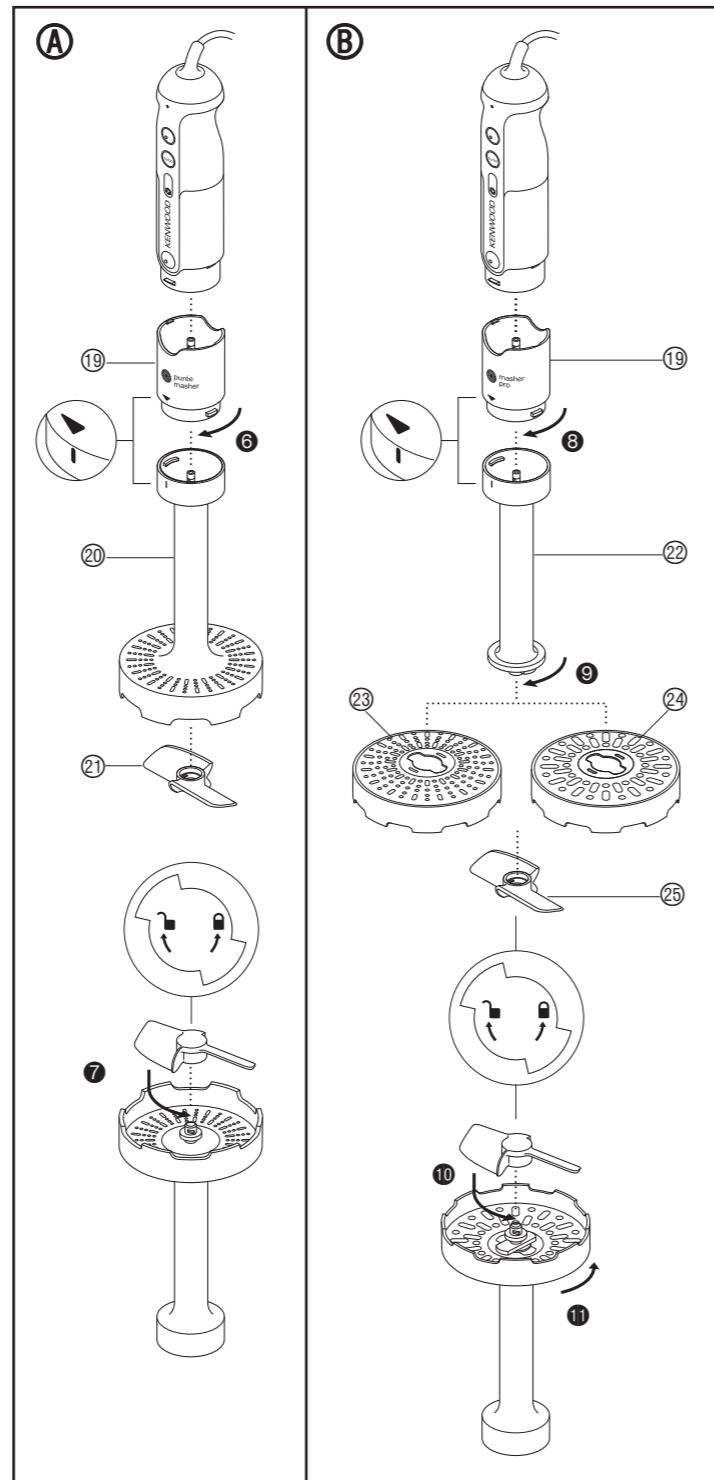
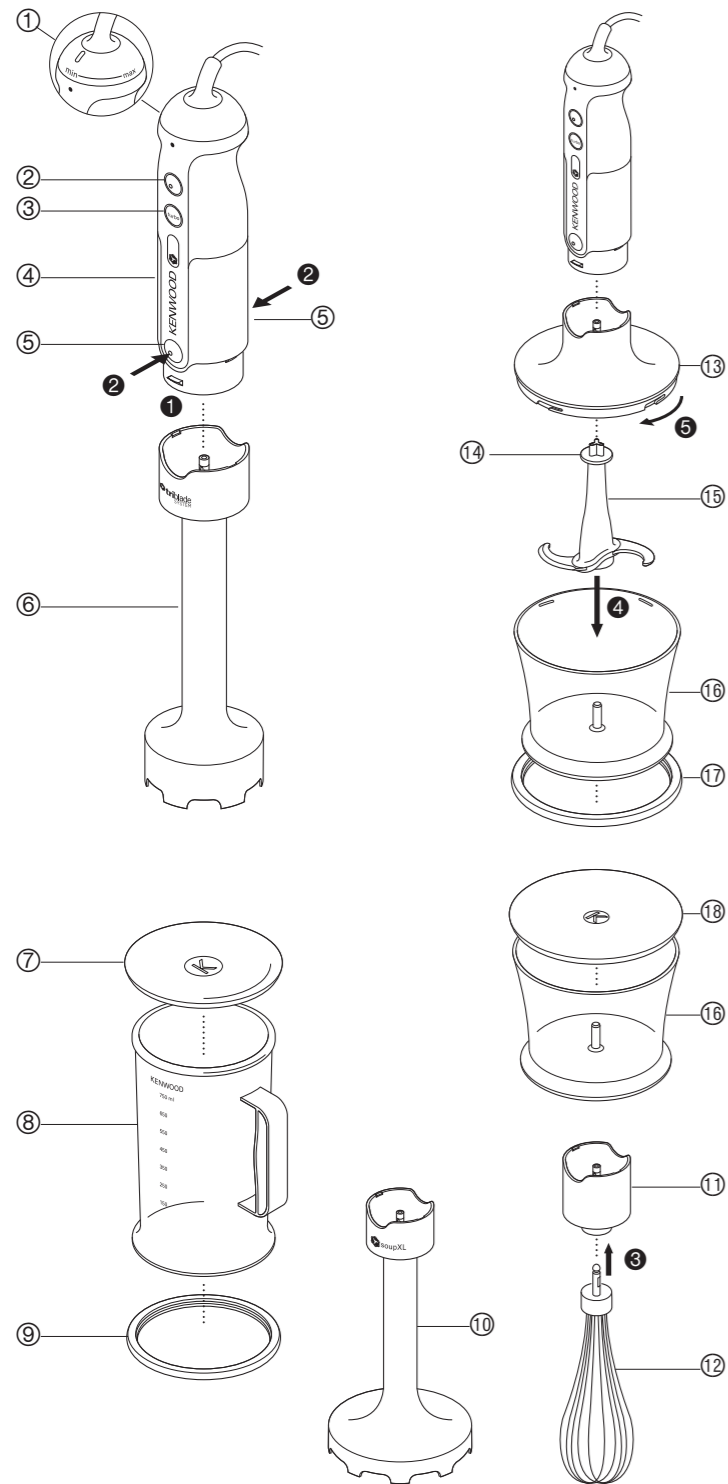


HEAD OFFICE: Kenwood Limited, 1-3 Kenwood Business Park, New Lane, Havant, Hampshire PO9 2NH

[kenwoodworld.com](http://kenwoodworld.com)

**KENWOOD**  
CREATE MORE

125376/1



## English

### safety

#### general

- Read these instructions carefully and retain for future reference.
- Never touch the blades while the machine's plugged in.
- Keep fingers, hair, clothing and utensils away from moving parts.
- Unplug after use and before changing attachments.
- Never blend hot oil or fat.
- For safest use it is recommended to let hot liquids cool to room temperature before blending.
- Never use a damaged hand blender. Get it checked or repaired: see 'service and customer care'.
- Never put the power handle in water or let the cord or plug get wet - you could get an electric shock.
- Never let the cord touch hot surfaces or hang down where a child could grab it.
- Never use an unauthorised attachment.
- Always disconnect the hand blender from the power supply if it is left unattended and before assembling, disassembling or cleaning.
- Do not allow children to use the hand blender without supervision.

- Appliances can be used by persons with reduced physical, sensory or mental capabilities or lack of experience and knowledge if they have been given supervision or instruction concerning use of the appliance in a safe way and if they understand the hazards involved.
- Misuse of your appliance can result in injury.
- This appliance shall not be used by children. Keep the appliance and its cord out of reach of children.
- Children should be supervised to ensure that they do not play with the appliance.
- Only use the appliance for its intended domestic use. Kenwood will not accept any liability if the appliance is subject to improper use, or failure to comply with these instructions.
- The maximum rating is based on the attachment that draws the greatest load. Other attachments may draw less power.

### **chopper attachment**

- Don't touch the sharp blades.
- Remove the chopper blade before emptying the bowl.
- Never remove the cover until the chopper blade has completely stopped.
- Always hold the chopper blade by the finger grip away from the cutting blades, both when handling and cleaning.

# Obsah je uzamčen

**Dokončete, prosím, proces objednávky.**

**Následně budete mít přístup k celému dokumentu.**



**Proč je dokument uzamčen? Nahněvat Vás rozhodně nechceme. Jsou k tomu dva hlavní důvody:**

- 1) Vytvořit a udržovat obsáhlou databázi návodů stojí nejen spoustu úsilí a času, ale i finanční prostředky. Dělali byste to Vy zadarmo? Ne\*. Zakoupením této služby obdržíte úplný návod a podpoříte provoz a rozvoj našich stránek. Třeba se Vám to bude ještě někdy hodit.

*\*) Možná zpočátku ano. Ale vězte, že dotovat to dlouhodobě nelze. A rozhodně na tom nezbohatneme.*

- 2) Pak jsou tady „roboti“, kteří se přiživují na naší práci a „vysávají“ výsledky našeho úsilí pro svůj prospěch. Tímto krokem se jim to snažíme překazit.

A pokud nemáte zájem, respektujeme to. Urgujte svého prodejce. A když neuspějete, rádi Vás uvidíme!