ONKYO

TX-8250

NETWORK STEREO RECEIVER

Instruction Manual

Mode d’emploi

Manual de instrucciones

En Fr Es

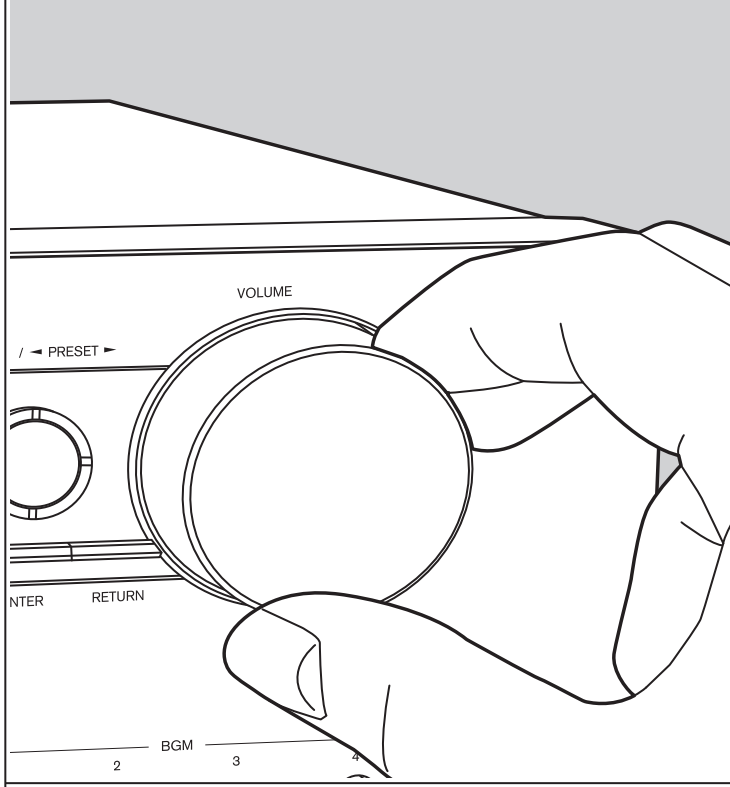

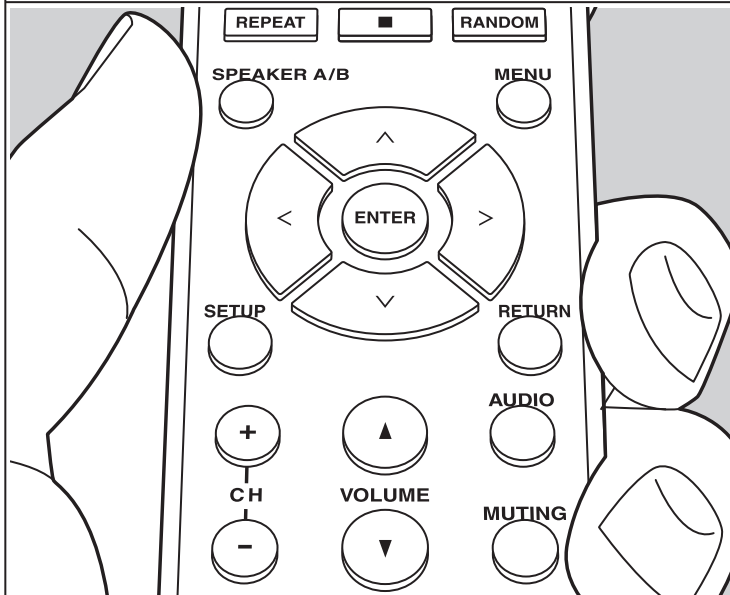

Table of Contents

Before Start
What's in the box 3
Part Names
Part Names 4
Install
Step1: Connect the Speakers 8
Step2: Connect an external device 9
Step3: Connect Other Cables 11
Initial Setup
Initial Setup with Auto Start-up Wizard 13
Entering text 15
Playback
Playing audio from a connected device 16
BLUETOOTH® Playback 16
Internet Radio 17
Spotify 18
AirPlay® 19
USB Storage Device 20
Listening to the AM/FM Radio 22
Listening to DAB Digital Radio 24
Registering AM/FM Radio/DAB Digital Radio stations 25
Music Server 26
AUDIO Menu 28
Supplementary information
Supplementary information for player functions 29
Advanced Setup
Setup Menu 30
Web Setup 35
Firmware Update 36
Others
Troubleshooting 38
General Specifications 42

What's in the box

1

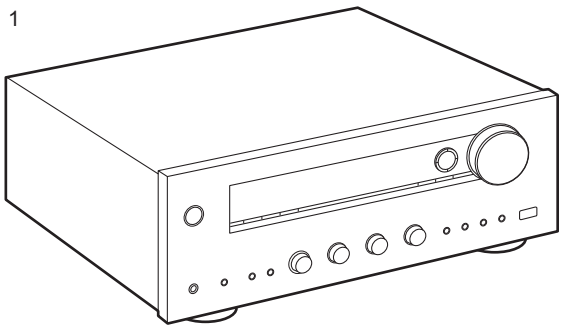

2

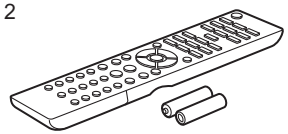

3

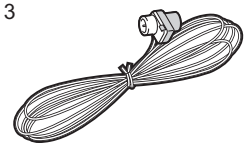

4

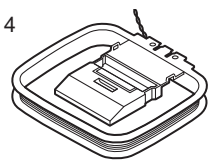

5



6

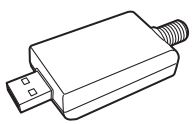

7

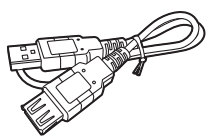

1. Main unit (1)
2. Remote controller (RC-904S) (1), batteries (AAA/R03) (2)
3. FM indoor antenna (1)
4. AM indoor antenna (1)
5. DAB antenna (1)
6. USB DAB adapter (1)
7. USB cable (1)
   * Connect via a USB DAB adapter for use.

- Instruction Manual (This document)

- Connect speakers with 4 Ω to 16 Ω impedance. Note that when connecting to both SPEAKERS A and B terminals, connect speakers with 8 Ω to 16 Ω impedance to both A and B.
- The power cord must be connected only after all other cable connections are completed.
- We will not accept responsibility for damage arising from the connection of equipment manufactured by other companies.
- Functionality may be introduced by firmware updates and service providers may cease services, meaning that some network services and content may become unavailable in the future. Furthermore, available services may vary depending on your area of residence.
- Details on the firmware update will be posted on our website, etc.
- Specifications and appearance are subject to change without prior notice.

Obsah je uzamčen

Dokončete, prosím, proces objednávky.

Následně budete mít přístup k celému dokumentu.

Proč je dokument uzamčen? Nahněvat Vás rozhodně nechceme. Jsou k tomu dva hlavní důvody:

1) Vytvořit a udržovat obsáhlou databázi návodů stojí nejen spoustu úsilí a času, ale i finanční prostředky. Dělali byste to Vy zadarmo? Ne*. Zakoupením této služby obdržíte úplný návod a podpoříte provoz a rozvoj našich stránek. Třeba se Vám to bude ještě někdy hodit.

   **) Možná zpočátku ano. Ale vězte, že dotovat to dlouhodobě nelze. A rozhodně na tom nezbohatneme.*

2) Pak jsou tady „roboti“, kteří se přiživují na naší práci a „vysávají“ výsledky našeho úsilí pro svůj prospěch. Tímto krokem se jim to snažíme překazit.

A pokud nemáte zájem, respektujeme to. Urgujte svého prodejce. A když neuspějete, rádi Vás uvidíme!