

ACTIVE SPEAKER BOXES

WITH ILLUMINATED WOOFERS

ENCEINTES ACTIVES

AVEC BOOMERS LUMINEUX

REF. ALFA-2600

Code: 10-5641

REF. LEO-250

Code: 10-5640



MANUAL

GB - Instruction Manual - p. 2

FR - Manuel d'Utilisation - p. 4

DE - Bedienungsanleitung - S. 6

NL - Handleiding - p. 8

ES- Manual de Instrucciones - p. 10

RO - Manual de Utilizare - p. 12

SLO - Navodila za uporabo - s. 14

PT - Manual de instruções - p. 16

INSTRUCTION MANUAL


PLEASE READ THE MANUAL CAREFULLY AND KEEP IT FOR FUTURE REFERENCE.


FEATURES

- ▣ Music sources: Bluetooth, USB, Micro-SD, AUX, Mic
- ▣ Rechargeable battery
- ▣ 3-in-1 RGB LED halos around the woofers with on/off switch
- ▣ Equalizer offering various music modes


EXPLANATION OF SIGNS

 Accordance with the requirements of UK standards

 The product is for indoor use only

 This marking indicates that this product should not be disposed with other household wastes throughout the EU. To prevent possible harm to the environment or human health from uncontrolled waste disposal, recycle it responsibly to promote the sustainable reuse of material resources. To return your used device, please use the return and collection systems or contact the retailer where the product was purchased. They can take this product for environmental safe recycling.

IMPORTANT SAFETY INSTRUCTIONS AND DANGER WARNINGS

- ▣ All safety instructions and warnings must be adhered to. They are part of the manual and must be kept with the manual. Any guarantee claims are rendered invalid if damage occurs due to non-observance of these operating instructions. We assume no liability for any consequent damage. We assume no liability for personal injury or damage to property caused by incorrect handling or non-observance of the safety instructions. Any guarantee claims expire in such cases.
- ▣ The appliance is approved for operation in dry, closed rooms only . Do not operate the device nearby water, such as in bathrooms or nearby swimming pools.
- ▣ The appliance may not be exposed to extreme temperatures ($< +5^{\circ}\text{C}$ / $> +35^{\circ}\text{C}$), strong vibrations, heavy mechanical strain or excessive moisture (due to dripping or sprayed water, for example) during operation.
- ▣ Do not place any recipients filled with liquids, such as glasses or vases, on top of or directly next to the appliance. They could fall over, causing water to enter the appliance. Never pour out liquids above the appliance. Do not place any small objects, such as coins or paper clips, on the appliance since they could fall inside the appliance.
- ▣ Never place the appliance on an unstable or movable surface. Persons could be injured or the appliance damaged by it falling down.
- ▣ Do not place any naked flames such as those of burning candles on or next to the appliance.
- ▣ Do not place the appliance on soft surfaces such as carpets or beds. Do not cover the air vents of the appliance. Do not obstruct the air circulation with objects such as magazines, table cloths or curtains. This prevents the dissipation of heat from the appliance and can result in overheating.
- ▣ Only use the appliance in a moderate climate, not in tropical environments.

CHARGING THE BATTERY

Prior to using the system for the first time, please insert the supplied USB charging lead into the DC 5V port on the rear panel and plug the other end into a USB mains adaptor. The speaker must be switched off during charge. It takes about 3-4 hours to fully charge the battery. If the battery is low or damaged, you can power the unit only via the USB lead. **NOTE:** Please shut down the power switch after you have finished using the system.

IMPORTANT NOTE ON LITHIUM-ION BATTERIES

- 1. PRIOR to using the unit for the first time, please charge fully the battery**
- 2. Charge the battery regularly after each use. Don't wait until it is discharged!**
- 3. DON'T** allow the battery to discharge completely, otherwise it will lose 20% of its capacity or even be totally damaged! If the voltage becomes too low, the internal circuits are not powered anymore and it will become impossible to recharge the battery!
- If you don't use the unit for a longer period of time, it is recommended to charge it at 40% of its capacity and check/charge it once per month.

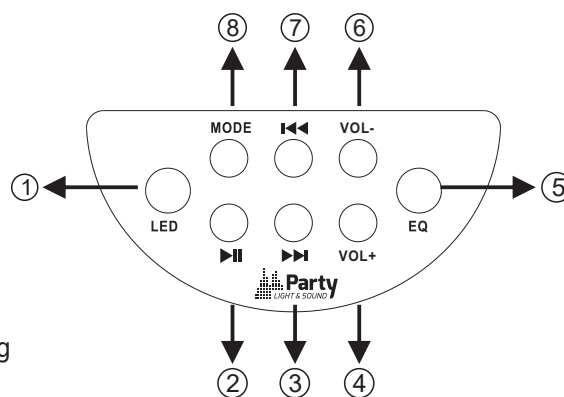
**** BATTERIES ARE NOT COVERED BY THE WARRANTY ****

We cannot be held responsible for damaged batteries further to the non-observance of these basic rules.



TOP PANEL CONTROLS

1. LED ON/OFF
2. Short press to play or pause the music.
3. Short press to go to the next song
4. Volume +
5. Press the EQ button to select a music mood
6. Volume -
7. Short press to go to the previous song
8. MODE Button: Press to select the desired audio source among Bluetooth, USB, TF and AUX if several audio sources are connected at the same time.



REAR PANEL CONNECTORS

ON/OFF switch

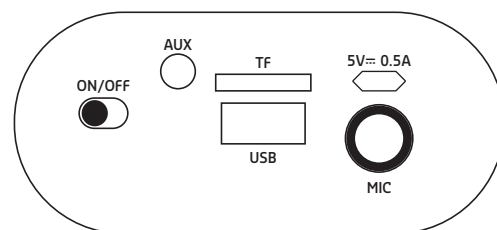
AUX: 3.5mm jack connector for an external audio source

TF: Input slot for a micro-SD card

USB: Input slot for a USB stick

5V= 0.5A connector to charge the built-in battery

MIC: Plug in a wired microphone. This will not mute the music from the other input sources



CONNECTING A MICROPHONE

Connect the microphone to the MIC IN socket and switch it on.

Note: The music will continue to play when a microphone is connected.

BLUETOOTH OPERATION

1. Keep your mobile phone within a distance of max. 10m from the box.
2. Push the ON/OFF button to ON to switch the unit on.
3. The unit is automatically in Bluetooth mode
4. Start searching for Bluetooth devices on your mobile phone.
5. Select "ALFA-2600" or "LEO-250" in the list of found devices

USB/TF OPERATION

When you plug in a USB device into the USB input slot, the unit will play automatically the music on your USB device.

AUX OPERATION

Plug in an AUX device and the unit will play automatically the music of your device.

Please note: If several input sources are connected at the same time, press the MODE button until the desired music source is playing.

SPECIFICATIONS

Model name	ALFA-2600	LEO-250
Woofers	2 x 4"/10cm	2 x 3"/8cm
Power	200W	100W
Freq. range	100Hz - 18kHz	100Hz - 18kHz
Battery	3.7V= 2400mAh	3.7V= 2400mAh
BT freq. range	2402-2480MHz	2402-2480MHz
Max. RF value for Bluetooth	3.07dBm	2.08dBm
DC input	5V= 0.5A	5V= 0.5A
Dimensions	18 x 18 x 40cm	16.2 x 16 x 28.1cm
Weight	2.28kg	1.7kg

Obsah je uzamčen

Dokončete, prosím, proces objednávky.

Následně budete mít přístup k celému dokumentu.



Proč je dokument uzamčen? Nahněvat Vás rozhodně nechceme. Jsou k tomu dva hlavní důvody:

- 1) Vytvořit a udržovat obsáhlou databázi návodů stojí nejen spoustu úsilí a času, ale i finanční prostředky. Dělali byste to Vy zadarmo? Ne*. Zakoupením této služby obdržíte úplný návod a podpoříte provoz a rozvoj našich stránek. Třeba se Vám to bude ještě někdy hodit.

**) Možná zpočátku ano. Ale vězte, že dotovat to dlouhodobě nelze. A rozhodně na tom nezbohatneme.*

- 2) Pak jsou tady „roboti“, kteří se přiživují na naší práci a „vysávají“ výsledky našeho úsilí pro svůj prospěch. Tímto krokem se jim to snažíme překazit.

A pokud nemáte zájem, respektujeme to. Urgujte svého prodejce. A když neuspějete, rádi Vás uvidíme!