

EN - ENGLISH

# AKAI



**Party Box 810**  
**Bluetooth portable speaker**  
**User Manual**

## NOTES ON USE

- This is a precision electronic appliance; avoid using it in the following cases:
- Listening to high volume for a long time could damage your hearing.
- Do not close the ear to the loudspeaker during step setting and volume adjustments, and in particular keep the volume down at the ignition
- Near strong heat sources, such as central heating plants or stoves.
- In very humid places such as bathrooms, swimming pools, etc.
- In very dusty places.
- In places subject to strong vibrations.
- Position the appliance in such a way that there is always enough room for free air circulation (at least 5 cm).
- Do not block the air inlets.
- If any liquid enters the appliance, unplug it immediately from the socket and take it to the nearest authorized service center.
- Before switching on the appliance, always check that the power cable and the connection cable are properly installed.
- The apparatus shall not be exposed to dripping or splashing water. No objects filled with liquid, such as vases, should be placed on the unit.
- No naked flame sources, such as lighted candles, should be placed on.
- Power adaptor must be connected to a socket close to the device and must be easily accessible.
- If you notice excessive heat on the device or power adaptor, disconnect the plug from the main power socket immediately.
- Do not pull the power cord
- Keep this manual.

## CARE AND MAINTENANCE

Use a slightly damp soft cloth for cleaning. Do not use solvents and abrasive substances.

## IMPORTANT

This device is designed for home use (not professional use). This appliance has been carefully built to ensure long-lasting perfect performance. However, should any inconvenience occur, please contact your local authorized Service Centre.

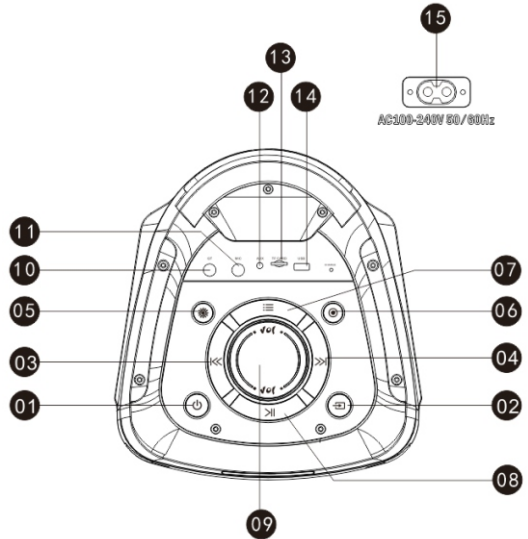
follows a policy of ongoing research and development. Therefore products may have different features from those described.

## TECHNICAL SPECIFICATIONS

• Power Supply:	AC 100 ~ 240V
• Internal lead lithium-ion battery	7.4V 5000mAh
• Power consumption:	Max 20W x 2
• Output Audio power:	200W
• Operating temperature:	0° ~ 40°C
• Frequency response	60Hz - 16KHz
• S/N ratio:	>70dB
• Dimensions	269x 290x 626mm
• Weight	8.07 kg

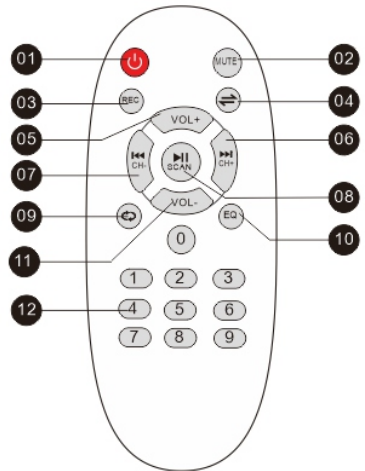
## LOCATION OF CONTROL

- 01.POWER (Stand-by)
- 02.MODE button
- 03.PREV button (previous song)
- 04.NEXT button (next song)
- 05.LED(LIGHT SW button)
- 06.REC button
- 07.MENU(treble / bass / microphone vol / microphone echo /guitar vol ) adjustment
- 08.Play/Pause button(long press TWS)
- 09.VOLUME
- 10.GT input
- 11.MIC input
- 12.AUX input
- 13.TF Card input
- 14.USB input
- 15.AC 100-240V input



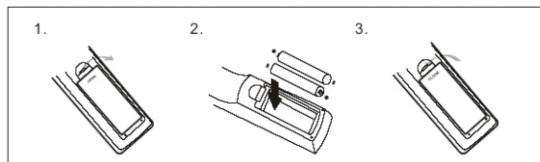
## REMOTE CONTROL

- 01.Power ON/ Stand-by
- 02.MUTE button
- 03.REC button (Press to start recording. Press again to stop recording)
- 04.Mode function (select between AUX/USB/SD/ BLUETOOTH)
- 05.Volume +
- 06.Next song/CH+
- 07.Previous song/CH-
- 08.Play/Pause/TWS
- 09.(Single Repeat/ Repeat All)
- 10.EQ Sound Mode Key (POP / ROCK / JAZZ / CLASSIC / FLAT)
- 11.Volume -
- 12.Numeric buttons



## Installing the Batteries

Remove the battery cover from the Remote Control and put 2xAAA size batteries inside the compartment. The diagram inside the Battery compartment shows the correct way to install the batteries.



# Obsah je uzamčen

**Dokončete, prosím, proces objednávky.**

**Následně budete mít přístup k celému dokumentu.**



**Proč je dokument uzamčen? Nahněvat Vás rozhodně nechceme. Jsou k tomu dva hlavní důvody:**

1) Vytvořit a udržovat obsáhlou databázi návodů stojí nejen spoustu úsilí a času, ale i finanční prostředky. Dělali byste to Vy zadarmo? Ne\*. Zakoupením této služby obdržíte úplný návod a podpoříte provoz a rozvoj našich stránek. Třeba se Vám to bude ještě někdy hodit.

*\*) Možná zpočátku ano. Ale vězte, že dotovat to dlouhodobě nelze. A rozhodně na tom nezbohatneme.*

2) Pak jsou tady „roboti“, kteří se přiživují na naší práci a „vysávají“ výsledky našeho úsilí pro svůj prospěch. Tímto krokem se jim to snažíme překazit.

A pokud nemáte zájem, respektujeme to. Urgujte svého prodejce. A když neuspějete, rádi Vás uvidíme!