

Select a language:

**EN** – English

**DE** – Deutsch

**FR** – Français

**IT** – Italiano

**ES** – Español

**NL** – Nederlands

**NO** – Norsk

**FI** – Suomi

**SV** – Svenska

**DA** – Dansk

**CZ** – Český

**PL** – Polski

**SK** – Slovenský

**RU** – Русский

**JP** – 日本語

**CS** – 简体中文

**CT** – 繁體中文

**KO** – 한국어

CREATIVE®  
ZEN® AIR  
Lightweight True Wireless  
Sweatproof In-ears  
With Active Noise Cancellation



Quick Start Guide

使用产品前请阅读使用说明  
Model No. / 型號 / 型号: EF1050

PN: EN 03EF105000001 Rev B



MULTI-LANGUAGE QUICK START GUIDE  
DOWNLOAD

[creative.com/support/ZenAir](https://creative.com/support/ZenAir)

- [FR] TÉLÉCHARGEMENT DU GUIDE DE DÉMARRAGE RAPIDE MULTI-LANGUES
- [DE] MEHRSPRACHIGE SCHNELLSTARTANLEITUNG HERUNTERLADEN
- [ES] DESCARGA DE LA GUÍA DE INICIO RÁPIDO EN MÚLTIPLES IDIOMAS
- [IT] DOWNLOAD DELLA GUIDA DI AVVIO RAPIDO MULTILINGUA
- [NL] MEERTALIGE SNELSTARTGIDS DOWNLOAD
- [RU] МНОГОЯЗЫЧНОЕ КРАТКОЕ РУКОВОДСТВО ЗАГРУЗИТЬ
- [PL] POBIERZ PRZEWODNIK SZYBKIEGO STARTU W WIELU JĘZYKU
- [CZ] STÁHNOUT VÍCEJAZYKOVÝ RYCHLÝ NÁVOD K POUŽITÍ
- [SK] STIAHNŮŤ SI RÝCHLY NÁVOD NA ŠTARTOVANIE VIAC JAZYKOV
- [JP] 多言語クイックスタートガイドのダウンロード
- [CS] 多语言快速使用指南下载
- [CT] 多語言快速使用指南下载
- [KO] 다국어 빠른 시작 가이드 다운로드
- [NO] NEDLASTING AV HURTIGSTARTVEILEDNING FOR FLERE SPRÅK
- [FI] MONIKIELINEN PIKA-ALOITUSOPPAAN LATAUS
- [SV] FLERSPRÅKIG SNABBSTARTSGUIDE LADDA NER
- [DA] DOWNLOAD AF HURTIG STARTVEJLEDNING PÅ FLERE SPROG

REGISTER YOUR PRODUCT  
[creative.com/register](https://creative.com/register)

TECHNICAL SUPPORT  
[creative.com/support](https://creative.com/support)

OVERVIEW

1 Charging Case LED Indicator

i) Charging Case Battery Charging Indicator

Charging	● Solid Red
Fully Charged	● Solid Green

ii) Charging Case Battery Level

Low	● Flashing Red (x3)
Medium	● Solid Red (3s)
High	● Solid Green (3s)

**Note:** The charging case needs to be flipped open to check its battery level.

iii) Bluetooth Pairing

Bluetooth Pairing Mode	● Flashing Green
Bluetooth Paired	○ LED Off

**Note:** Creative Zen Air automatically enters into Bluetooth pairing mode when the charging case is flipped open.

iv) Earbuds Charging LED Behavior

Both Earbuds Charging In Case	● Glowing Red
Singular Earbud Charging In Case (L or R)	● Flashing Red and Green
Earbuds Fully Charged	○ LED Off

2 USB-C Charging Port



3 Multifunction Button

Manual Bluetooth Pairing

2s	Enter Bluetooth Pairing Mode	● Flashing Green
----	------------------------------	------------------

CONTROLS

Playback Mode

L	Action	R
x2	Ambient Mode → Active Noise Cancellation Off ←	x2
x3	Siri / Google Assistant	x3
3s	◀ ▶	3s

Manually Powering On Earbuds

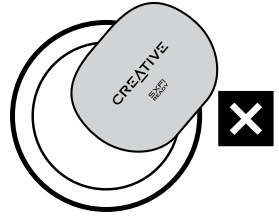
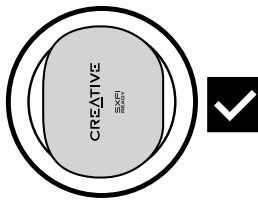
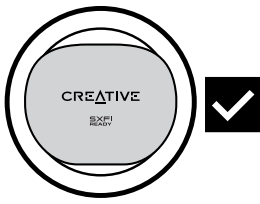
L	Action	R
3s	ON	3s

**Note:** This action can only be performed if the earbuds are powered off and not kept in the charging case. The earbuds will automatically power off after 5 minutes of inactivity or when it is not connected to a device.

Call Mode

L	Action	R
<b>Incoming Call</b>		
x2		x2
3s		3s
<b>Ongoing Call</b>		
x2		x2
3s	◀ ▶	3s

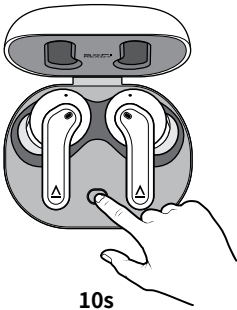
## CHARGING CREATIVE ZEN AIR WIRELESSLY



Creative Zen Air supports Qi-enabled wireless charging. To charge both the charging case and earbuds wirelessly, slot the earbuds into the case's magnetic charging slots, then place the charging case on a wireless charging pad\* of at least 5W for optimum charging speed. Do note that the earbuds cannot be charged wirelessly without its charging case.

\*Wireless charging pad not included

## MASTER RESET



Press and hold the Multifunction Button for 10s or until the LED indicator flashes red 5 times. Upon completion, the earbuds will automatically enter *Bluetooth* pairing mode and the LED indicator will flash green. Master Reset is reserved for cases where users encounter issues while earbuds are in use or during situations such as:

*Bluetooth* Pairing failure, failure to pair secondary earbud with the main earbud, or to reset all data.

### Common Connectivity Issues

This article highlights a phenomena and recommendation for music cutting out and earbuds that do not stay connected. When pairing a smart mobile device with the earbuds, the signal is strongest when there is a line-of-sight between the pairing devices.

If the signal passes through the body, which is mostly made up of water fluid, it may get absorbed, which may result in pairing difficulty. If the mobile device is already connected to the earbuds, it may result in signal lost or the earbuds may get disconnected.

## TECHNICAL SPECIFICATIONS

### Headphone Drivers

- 10 mm Neodymium Driver x 2
- Frequency Response: 20–20,000 Hz
- Sensitivity (1 kHz / mW): 98 dBV
- Impedance: 16Ω

### Microphones

- Omni-directional x 2 (Per Earbud)
- Sensitivity (1 kHz / mW): -38 dBV / Pa

### Bluetooth Version

- Bluetooth 5.0

### Bluetooth Profiles

- A2DP (Advanced Audio Distribution Profile)
- AVRCP (Audio / Video Remote Control Profile)
- HFP (Hands-free Profile)

### Audio Codecs

- AAC, SBC

### Operating Frequency

- 2402–2480 MHz
- WPC: 111.4 – 141.6KHz (WPC H-field value: -15.24dBuA / m at 10m)

### Operating Range

- Up to 10m / 33 ft

### Voice Assistant Support

- Siri and Google Assistant

### Battery

- **Earbuds (Left and Right):**  
Lithium-ion button battery: 60mAh 0.222Wh
- **Battery Charging Case:**  
Lithium-ion polymer battery: 400 mAh 1.480 Wh

### Charging Interface

- Qi-compatible wireless charging, USB-A to USB-C (Charging)

### Charging Time

- < 2 hours

### Ingress Protection Rating for Earbuds

- IPX4

### Operating Temperature

- 0–45°C

### Input Rating

- 5V  $\overline{\text{---}}$  1A

### Maximum RF Output Power (Europe)

- Right earbuds: 6 dBm
- Left earbuds: 7 dBm

**Note:** Compliance marking are located at the bottom of the product.

# Obsah je uzamčen

**Dokončete, prosím, proces objednávky.**

**Následně budete mít přístup k celému dokumentu.**



**Proč je dokument uzamčen? Nahněvat Vás rozhodně nechceme. Jsou k tomu dva hlavní důvody:**

- 1) Vytvořit a udržovat obsáhlou databázi návodů stojí nejen spoustu úsilí a času, ale i finanční prostředky. Dělali byste to Vy zadarmo? Ne\*. Zakoupením této služby obdržíte úplný návod a podpoříte provoz a rozvoj našich stránek. Třeba se Vám to bude ještě někdy hodit.

*\*) Možná zpočátku ano. Ale vězte, že dotovat to dlouhodobě nelze. A rozhodně na tom nezbohatneme.*

- 2) Pak jsou tady „roboti“, kteří se přiživují na naší práci a „vysávají“ výsledky našeho úsilí pro svůj prospěch. Tímto krokem se jim to snažíme překazit.

A pokud nemáte zájem, respektujeme to. Urgujte svého prodejce. A když neuspějete, rádi Vás uvidíme!