

# FINLUX

50-FUF-7162

**colour television**  
**barevný televizor**  
**telewizor kolorowy**  
**színes televízió távirányítóval**  
**farebný televízor**

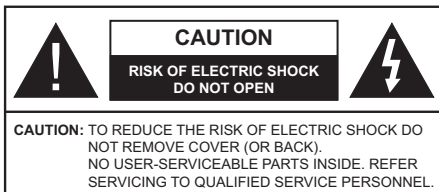


**owner's manual**  
**návod k použití**  
**instrukcję odtwarzania**  
**használati útmutató**  
**užívateľ'ská príručka**

**HDMI™**  
HIGH-DEFINITION MULTIMEDIA INTERFACE

| <b>Contents</b>  |    |
|--|----|
| Safety Information .....                               | 2  |
| Markings on the Product.....                           | 2  |
| Environmental Information.....                         | 3  |
| Features .....   | 4  |
| Ultra HD (UHD).....                                    | 4  |
| High Dynamic Range (HDR) / Hybrid Log-Gamma (HLG)..... | 4  |
| Dolby Vision.....                                      | 4  |
| Accessories Included.....                              | 4  |
| TV Control Button & Operation.....                     | 4  |
| Using Main TV Menu .....                               | 5  |
| Inserting the Batteries into the Remote .....          | 6  |
| Power Connection .....                                 | 7  |
| Antenna Connection.....                                | 7  |
| Licence Notification .....                             | 7  |
| Disposal Information.....                              | 8  |
| Specification .....                                    | 8  |
| Remote Control .....                                   | 10 |
| Connections.....                                       | 11 |
| Switching On/Off.....                                  | 12 |
| First Time Installation.....                           | 12 |
| Media Playback via USB Input .....                     | 13 |
| USB Recording.....                                     | 13 |
| Media Browser.....                                     | 15 |
| FollowMe TV.....                                       | 15 |
| Game Mode.....   | 15 |
| E-Manual .....   | 16 |
| Settings Menu Content .....                            | 17 |
| General TV Operation .....                             | 23 |
| Using the Channel List .....                           | 23 |
| Configuring Parental Settings.....                     | 23 |
| Electronic Programme Guide .....                       | 23 |
| Teletext Services .....                                | 24 |
| Software Upgrade.....                                  | 24 |
| Troubleshooting & Tips.....                            | 25 |
| HDMI Signal Compatibility.....                         | 25 |
| Supported File Formats for USB Mode .....              | 26 |
| Video File Formats .....                               | 26 |
| Picture File Formats .....                             | 26 |
| Audio File Formats .....                               | 26 |
| Subtitle File Formats.....                             | 26 |
| Supported DVI Resolutions .....                        | 27 |
| Connectivity.....                                      | 28 |
| Wired Connectivity.....                                | 28 |
| Wireless Connectivity .....                            | 28 |
| Networked Standby Mode .....                           | 30 |
| Wireless Display .....                                 | 30 |
| Connectivity Troubleshooting .....                     | 30 |
| Using Audio Video Sharing Network Service.....         | 31 |
| Apps .....   | 31 |
| Internet Browser .....                                 | 31 |
| HBBTV System.....                                      | 32 |
| Smart Center .....                                     | 32 |
| DVB functionality information .....                    | 34 |

## Safety Information



In extreme weather (storms, lightning) and long inactivity periods (going on holiday) disconnect the TV set from the mains.

The mains plug is used to disconnect TV set from the mains and therefore it must remain readily operable. If the TV set is not disconnected electrically from the mains, the device will still draw power for all situations even if the TV is in standby mode or switched off.

**Note:** Follow the on screen instructions for operating the related features.

### IMPORTANT - Please read these instructions fully before installing or operating

**WARNING:** This device is intended to be used by persons (including children) who are capable / experienced of operating such a device unsupervised, unless they have been given supervision or instruction concerning the use of the device by a person responsible for their safety.




- Use this TV set at an altitude of less than 5000 metres above the sea level, in dry locations and in regions with moderate or tropical climates.
- The TV set is intended for household and similar indoor use but may also be used in public places.
- For ventilation purposes, leave at least 5cm of free space around the TV.
- The ventilation should not be impeded by covering or blocking the ventilation openings with items, such as newspapers, table-cloths, curtains, etc.
- The power cord/plug should be easily accessible. Do not place the TV, furniture, etc. on the power cord. A damaged power cord/plug can cause fire or give you an electric shock. Handle the power cord by the plug, do not unplug the TV by pulling the power cord. Never touch the power cord/plug with wet hands as this could cause a short circuit or electric shock. Never make a knot in the power cord or tie it with other cords. When damaged it must be replaced, this should only be done by qualified personnel.
- Do not expose the TV to dripping or splashing of liquids and do not place objects filled with liquids, such as vases, cups, etc. on or over the TV (e.g. on shelves above the unit).
- Do not expose the TV to direct sunlight or do not place open flames such as lit candles on the top of or near the TV.

- Do not place any heat sources such as electric heaters, radiators, etc. near the TV set.
- Do not place the TV on the floor or inclined surfaces.
- To avoid danger of suffocation, keep plastic bags out of the reach of babies, children and domestic animals.
- Carefully attach the stand to the TV. If the stand is provided with screws, tighten the screws firmly to prevent the TV from tilting. Do not over-tighten the screws and mount the stand rubbers properly.
- Do not dispose of the batteries in fire or with hazardous or flammable materials.

### WARNING

- Batteries must not be exposed to excessive heat such as sunshine, fire or the like.
- Excessive sound pressure from earphones or headphones can cause hearing loss.

**ABOVE ALL - NEVER let anyone, especially children, push or hit the screen, push anything into holes, slots or any other openings in the TV.**

|  |                                 |
|--|---------------------------------|
|  Caution                | Serious injury or death risk    |
|  Risk of electric shock | Dangerous voltage risk          |
|  Maintenance            | Important maintenance component |

### Markings on the Product

The following symbols are used on the product as a marker for restrictions and precautions and safety instructions. Each explanation shall be considered where the product bears related marking only. Note such information for security reasons.



**Class II Equipment:** This appliance is designed in such a way that it does not require a safety connection to electrical earth.



**Hazardous Live Terminal:** The marked terminal(s) is/are hazardous live under normal operating conditions.



**Caution, See Operating Instructions:** The marked area(s) contain(s) user replaceable coin or button cell batteries.



**Class 1 Laser Product:** This product contains Class 1 laser source that is safe under reasonably foreseeable conditions of operation.

# Obsah je uzamčen

**Dokončete, prosím, proces objednávky.**

**Následně budete mít přístup k celému dokumentu.**



**Proč je dokument uzamčen? Nahněvat Vás rozhodně nechceme. Jsou k tomu dva hlavní důvody:**

- 1) Vytvořit a udržovat obsáhlou databázi návodů stojí nejen spoustu úsilí a času, ale i finanční prostředky. Dělali byste to Vy zadarmo? Ne\*. Zakoupením této služby obdržíte úplný návod a podpoříte provoz a rozvoj našich stránek. Třeba se Vám to bude ještě někdy hodit.

*\*) Možná zpočátku ano. Ale vězte, že dotovat to dlouhodobě nelze. A rozhodně na tom nezbohatneme.*

- 2) Pak jsou tady „roboti“, kteří se přiživují na naší práci a „vysávají“ výsledky našeho úsilí pro svůj prospěch. Tímto krokem se jim to snažíme překazit.

A pokud nemáte zájem, respektujeme to. Urgujte svého prodejce. A když neuspějete, rádi Vás uvidíme!