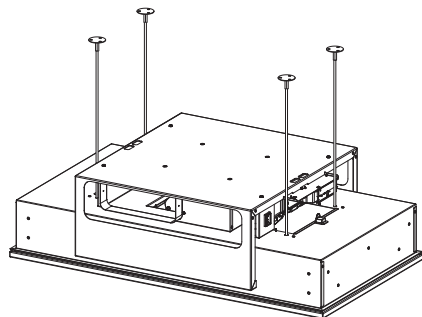




EN	USER MANUAL
FR	MANUEL D'UTILISATION
IT	LIBRETTO DI USO
ES	MANUAL DE USO
DE	GEBRAUCHSANLEITUNG
RU	РУКОВОДСТВО ПО ЭКСПЛУАТАЦИИ
PL	INSTRUKCJA UŻYTKOWANIA
GR	ΟΔΗΓΙΕΣ ΧΡΗΣΗΣ
BG	РЪКОВОДСТВО НА ПОТРЕБИТЕЛЯ
SI	NAVODILO ZA UPORABO
HR	KNJIŽICA S UPUTAMA
ET	KASUTUSJUHEND
CZ	NÁVOD K POUŽITÍ
SK	NÁVOD NA POUŽÍVANIE
RO	MANUAL DE FOLOSIRE
LV	LIETOŠANAS PAMĀCĪBA
LT	NAUDOTOJO VADOVAS
HU	HASZNÁLATI ÚTMUTATÓ
MK	УПАТСТВО ЗА КОРИСНИК
AL	UDHËZUES PËR PËRDORIMIN
SR	КОРИСНИЧКО УПУТСТВО
PT	LIVRO DE INSTRUÇÕES PARA UTILIZAÇÃO
SV	ANVÄNDNINGSHANDBOK
FI	KÄYTTÖOHJEET
UK	ІНСТРУКЦІЯ З ЕКСПЛУАТАЦІЇ
DA	BRUGSVEJLEDNING



EN	3
FR	8
IT	14
ES	19
DE	24
RU	29
PL	35
GR	41
BG	47
SI	53
HR	58
ET	63
CZ	68
SK	73
RO	78
LV	83
LT	88
HU	93
MK	98
AL	104
SR	109
PT	114
SV	120
FI	125
UK	130
DA	136

1. SAFETY INFORMATION

 For your own safety and to ensure proper operation of the appliance, please read this manual carefully before installation and operation. Keep these instructions together with the appliance, even if it is sold or transferred to third parties. It is important that users know all the appliance's operating and safety characteristics.

 The cables must be connected by a trained technician.

- The manufacturer shall not be considered responsible for any injury or damage caused by improper installation or use.
- The minimum safety distance between the hob and the suction hood is 650 mm (some models may be fitted at a lower height; please see the paragraph relating to working dimensions and installation).
- If the instructions for installation of the gas hob specify a distance greater than the one indicated, this must be taken into account.
- Check that the mains power supply corresponds to the one indicated on the data plate affixed inside the hood.
- The cut-out devices must be installed in the fixed system according to wiring system regulations.
- For Class I appliances, check that the domestic power supply is adequately earthed.
- Connect the hood to the flue using a pipe with a minimum diameter of 120 mm. The fumes must travel the shortest distance possible.
- All the air venting regulations must be complied with.
- Do not connect the ducting hood to flues that also carry combustion fumes (e.g. boilers, chimneys, etc.).
- If the hood is used in combination with non electric appliances (e.g. gas appliances), a sufficient level of ventilation must be guaranteed in the room to prevent any exhaust backflow. If the kitchen hood is used in combination with appliances that are not electrically powered, the negative pressure in the room must not exceed 0.04 mbar to avoid any risk of the fumes being sucked back into the room by the hood.
- The air must not be extracted through a flue that is also used as an exhaust flue for fumes from gas or other fuel powered combustion devices.
- If it is damaged, the power cable must be replaced by the manufacturer or by a service technician.
- Connect the plug to a socket that complies with current regulations and is in an accessible position.

Obsah je uzamčen

Dokončete, prosím, proces objednávky.

Následně budete mít přístup k celému dokumentu.



Proč je dokument uzamčen? Nahněvat Vás rozhodně nechceme. Jsou k tomu dva hlavní důvody:

- 1) Vytvořit a udržovat obsáhlou databázi návodů stojí nejen spoustu úsilí a času, ale i finanční prostředky. Dělali byste to Vy zadarmo? Ne*. Zakoupením této služby obdržíte úplný návod a podpoříte provoz a rozvoj našich stránek. Třeba se Vám to bude ještě někdy hodit.

**) Možná zpočátku ano. Ale vězte, že dotovat to dlouhodobě nelze. A rozhodně na tom nezbohatneme.*

- 2) Pak jsou tady „roboti“, kteří se přiživují na naší práci a „vysávají“ výsledky našeho úsilí pro svůj prospěch. Tímto krokem se jim to snažíme překazit.

A pokud nemáte zájem, respektujeme to. Urgujte svého prodejce. A když neuspějete, rádi Vás uvidíme!