

Microwave Oven

User Manual



MCB 25433 BG MCB 25433 X

EN | DE | FR | ES | PL
SL | CS | NL | TR

01M-8849573200-2016-08

beko




Please read this manual first!

Dear Customer,

Thank you for preferring a Beko product. We hope that you get the best results from your product which has been manufactured with high quality and state-of-the-art technology. Therefore, please read this entire user manual and all other accompanying documents carefully before using the product and keep it as a reference for future use. If you handover the product to someone else, give the user manual as well. Follow all warnings and information in the user manual.

Meanings of the symbols

Following symbols are used in the various section of this user manual:

	Important information and useful hints about usage.
	Warnings for dangerous situations concerning the safety of life and property.
	Warning for hot surfaces.



This product has been manufactured in environmental friendly modern plants without giving any harm to the nature.

CONTENTS

1 Important safety and environmental instructions	4	4.6 Defrost.....22	
1.1 General safety.....4		4.6.1 Defrost by weight.....22	
1.1.1 Electrical safety.....6		4.6.2 Defrost by time.....22	
1.1.2 Product safety.....7		4.7 Kitchen timer (counter).....22	
1.2 Intended use.....8		4.8 Auto menu.....23	
1.3 Children's safety.....9		4.8.1 Auto cooking menu.....24	
1.4 Compliance with the WEEE Directive and disposal of waste products.....10		4.9 Multi-step cooking.....25	
1.5 Package information.....10		4.10 Query function.....25	
2 Your microwave oven	11	4.11 Child lock.....25	
2.1 Overview.....11		4.12 Opening the oven door.....25	
2.2 Technical data.....11		5 Cleaning and maintenance	26
2.3 Installing the turntable.....12		5.1 Cleaning.....26	
3 Installation and connection	13	5.2 Storage.....26	
3.1 Installation and connection.....13		6 Troubleshooting	27
3.2 Built-in installation.....14			
3.2.1 Furniture dimensions for built-in installation.....14			
3.2.2 Preparing the cabinet.....15			
3.2.3 Fixing the oven.....16			
3.3 Radio interference.....17			
3.4 Microwave cooking principles.....17			
3.5 Grounding instructions.....17			
3.6 Utensil test.....17			
4 Operation	19		
4.1 Control panel.....19			
4.2 Operating instructions.....19			
4.2.1 Setting the time.....19			
4.2.2 Cooking with microwave oven.....19			
4.2.3 Microwave keypad instructions.....20			
4.3 Cooking with grill or combination mode.....20			
4.3.1 (Grill/Combination) Keypad instructions.....21			
4.4 Convection.....21			
4.4.1 Convection Cooking(With preheating function).....21			
4.4.2 Convection Cooking(Without pre-heating function).....21			
4.5 Quick start.....22			

Obsah je uzamčen

Dokončete, prosím, proces objednávky.

Následně budete mít přístup k celému dokumentu.



Proč je dokument uzamčen? Nahněvat Vás rozhodně nechceme. Jsou k tomu dva hlavní důvody:

- 1) Vytvořit a udržovat obsáhlou databázi návodů stojí nejen spoustu úsilí a času, ale i finanční prostředky. Dělali byste to Vy zadarmo? Ne*. Zakoupením této služby obdržíte úplný návod a podpoříte provoz a rozvoj našich stránek. Třeba se Vám to bude ještě někdy hodit.

**) Možná zpočátku ano. Ale vězte, že dotovat to dlouhodobě nelze. A rozhodně na tom nezbohatneme.*

- 2) Pak jsou tady „roboti“, kteří se přiživují na naší práci a „vysávají“ výsledky našeho úsilí pro svůj prospěch. Tímto krokem se jim to snažíme překazit.

A pokud nemáte zájem, respektujeme to. Urgujte svého prodejce. A když neuspějete, rádi Vás uvidíme!