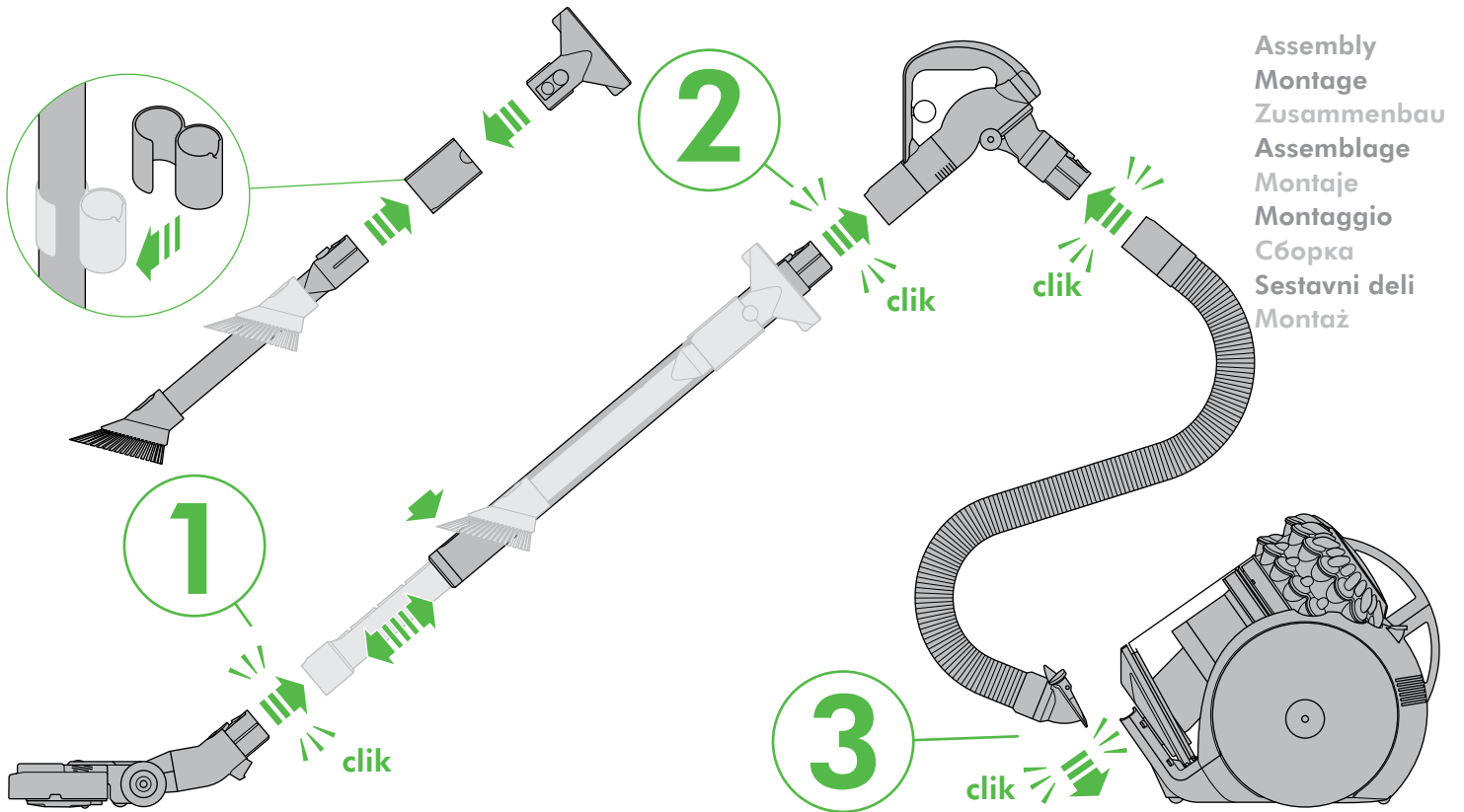


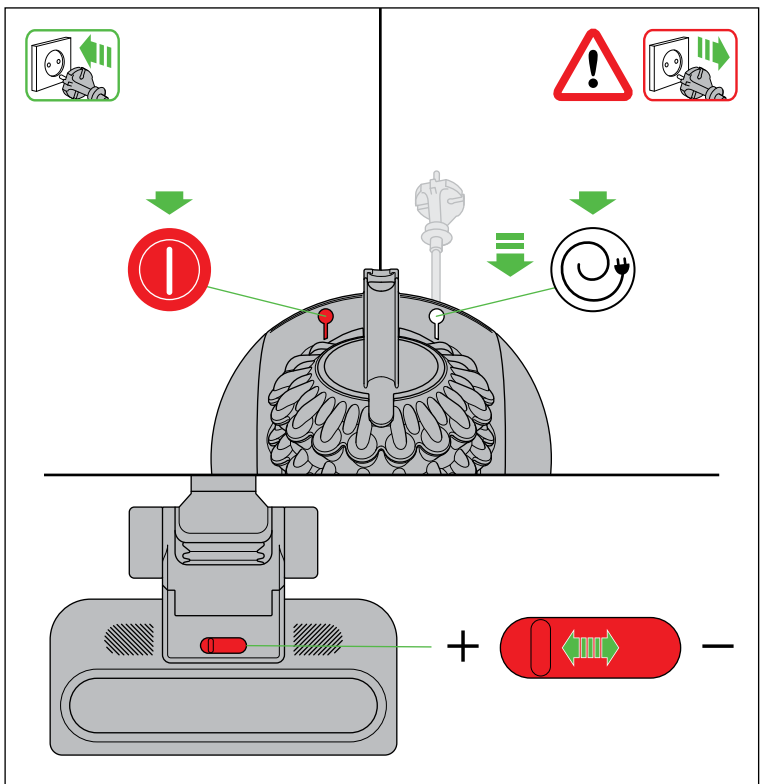
# dyson big ball

Operating manual  
Manuel d'utilisation  
Bedienungsanleitung  
Handleiding  
Manual de instrucciones  
Manuale d'uso  
Руководство по эксплуатации  
Priročnik za uporabo  
Instrukcja obsługi



## Important!

Wash filter  
Lavage du filtre  
Filter waschen  
Filter wassen  
Lavado del filtro  
Lavaggio del filtro  
Промывайте фильтр  
Operite filter  
Mycie filtra



**Register** your guarantee today

**Enregistrez** maintenant votre garantie

**Registrieren** Sie am besten noch heute  
Ihre Garantie

**Registreer** uw garantie vandaag

**Registre** la garantía hoy mismo

**Registra** oggi stesso la tua garanzia

**Вы** можете зарегистрировать изделие

**Registrijate** vašo garancijo še danes



## Dyson customer care

### Thank you for choosing to buy a Dyson appliance.

After registering your 5 year guarantee, your Dyson appliance will be covered for parts and labour for 5 years from the date of purchase, subject to the terms of the guarantee. If you have any queries regarding your Dyson appliance, visit [www.dyson.co.uk/support](http://www.dyson.co.uk/support) (UK) or [www.dyson.ie/support](http://www.dyson.ie/support) (ROI) for online help, general tips and useful information about Dyson.

Alternatively, you can call the Dyson Helpline with your serial number and details of where/when you bought the appliance.

## Service Consommateurs Dyson

### Merci d'avoir choisi un appareil Dyson

Une fois que vous vous serez enregistré pour la garantie de 5 ans, votre appareil Dyson sera couvert pour les pièces et la main-d'œuvre pendant 5 ans à compter de la date d'achat, conformément aux conditions de la garantie. Si vous avez la moindre question concernant votre appareil Dyson, consultez le site [www.dyson.fr/support](http://www.dyson.fr/support) (FR) ou [www.dyson.be/support](http://www.dyson.be/support) (BE) ou [www.dyson.ch/support](http://www.dyson.ch/support) (CH) pour obtenir une aide en ligne, des conseils généraux et des informations utiles sur Dyson.

Vous pouvez également appeler le Service Consommateurs Dyson et leur communiquer le numéro de série de l'appareil et les détails concernant la date/le lieu d'achat.

## Dyson Kundendienst

### Vielen Dank, dass Sie sich für ein Dyson Gerät entschieden haben.

Für Ihr Dyson Gerät gewähren wir Ihnen ab Kaufdatum für einen Zeitraum von 5 Jahren gemäß unseren Garantiebestimmungen Garantie auf alle Teile und Arbeiten. Wenn Sie Fragen zu Ihrem Dyson Gerät haben, besuchen Sie [www.dyson.de/support](http://www.dyson.de/support) (DE), [www.dyson.at/support](http://www.dyson.at/support) (AT), [www.dyson.ch/support](http://www.dyson.ch/support) (CH) um Online-Hilfe, allgemeine Tipps und nützliche Informationen zu Dyson zu erhalten.

Alternativ können Sie sich auch telefonisch an den Kundendienst von Dyson wenden. Geben Sie dazu die Seriennummer Ihres Geräts sowie das Datum und den Ort des Gerätekaufs an.

## Dyson Klantenservice

### Hartelijk dank voor uw aankoop van een apparaat van Dyson

Na registratie voor uw 5-jarige garantie valt uw Dyson-apparaat gedurende 5 jaar na de datum van aankoop onder de garantie voor onderdelen en werkzaamheden, afhankelijk van de garantievoorwaarden. Als u vragen heeft over uw Dyson apparaat, gaat u naar [www.dyson.nl/support](http://www.dyson.nl/support) (NL) of [www.dyson.be/support](http://www.dyson.be/support) (BE) voor online hulp, algemene tips en nuttige informatie over Dyson. U kunt ook bellen met de Dyson Benelux Helpdesk. Houd uw serienummer en gegevens over waar/wanneer u het product gekocht heeft bij de hand.

## Servicio de atención al cliente Dyson

### Gracias por elegir un máquina Dyson.

Después de registrar la garantía, su máquina Dyson estará cubierta en piezas y mano de obra durante 5 años desde la fecha de compra, sujeto a los términos de la garantía. Si tiene alguna pregunta sobre su aparato Dyson, visite [www.dyson.es/support](http://www.dyson.es/support) para recibir asistencia en línea, obtener consejos generales e información útil sobre Dyson. O bien, llame a la línea de servicio al cliente de Dyson e indique su número de serie y los detalles de dónde y cuándo compró la máquina.

## Assistenza Clienti Dyson

### Grazie per aver scelto di acquistare un apparecchio Dyson.

Dopo aver registrato la garanzia 5 anni, le parti e la manodopera del vostro apparecchio Dyson saranno coperte per 5 anni dalla data d'acquisto, in base alle condizioni previste dalla garanzia. Se avete domande sul vostro apparecchio Dyson visitate il sito [www.dyson.it/support](http://www.dyson.it/support) (IT) oppure [www.dyson.ch/support](http://www.dyson.ch/support) (CH) per assistenza online, suggerimenti generici e informazioni utili relative a Dyson.

In alternativa, chiamate il servizio assistenza Dyson, tenendo a portata di mano il numero di serie dell'apparecchio e le informazioni su dove e quando è stato acquistato.

## Служба поддержки клиентов компании Dyson

### Благодарим за выбор устройства Dyson.

Ваше устройство Dyson находится на гарантийном обслуживании в течение 5 лет с момента покупки в соответствии с условиями и исключениями, указанными в данном руководстве. В случае возникновения вопросов по устройству Dyson на веб-сайте [www.dyson.com.ru/support](http://www.dyson.com.ru/support) можно получить онлайн-консультации, общие советы и полезную информацию о компании Dyson. Можно также позвонить в службу поддержки компании Dyson, указав серийный номер устройства, дату и место его приобретения.

## Dysonova pomoč strankam

### Hvala, ker ste se odločili za nakup našega izdelka.

Potem ko registrirate vašo 5-letno garancijo, bo za napravo Dyson veljala 5-letna garancija skladno z garancijskimi pogoji. Če imate kakršna koli vprašanja o napravi Dyson, obiščite [www.dyson.si/support](http://www.dyson.si/support) za spletno pomoč, splošne nasvete in koristne informacije o Dysonu. Lahko pa pokličete tudi tehnično podporo Dyson in navedete serijsko številko naprave ter natančno lokacijo in datum nakupa.

Note your serial number for future reference.

Your serial number can be found on your rating plate which is on the main body of the appliance behind the clear bin.

Veuillez noter votre numéro de série pour pouvoir vous y référer ultérieurement.

Le numéro de série se trouve sur la plaque signalétique située sur l'unité principale de l'appareil, derrière le collecteur transparent. Bitte notieren Sie die Seriennummer für eventuelle Rückfragen.

Die Seriennummer finden Sie auf dem Serienetikett an an dem Gerät hinter dem Auffangbehälter.

Noteer hier uw serienummer ter referentie.

Uw serienummer staat op het typeplaatje wat zich bevindt op het hoofdonderdeel van het apparaat, achter het doorzichtige stofreservoir.

Apunte su número de serie para futuras referencias.

El número de serie está en la placa de especificaciones en el cuerpo principal del aparato detrás del cubo transparente.

Annota il tuo numero di serie per future occasioni.


Il numero di serie è riportato sulla targhetta che si trova sul corpo principale dell'apparecchio dietro al contenitore trasparente.

Запишите ваш серийный номер на будущее.

Серийный номер указан на паспортной табличке, которая находится на корпусе прибора за прозрачным контейнером.

Registrirajte vašo garancijo še danes.

Serijska številka aparata je navedena na tipski ploščici na ohišju aparata za zbiralnikom smeti.



This illustration is for example purposes only.

A des fins d'illustration seulement.

Nur für Illustrationszwecke.

Uitsluitend ter illustratie.

Imagen de ejemplo.

Immagine esemplificativa.

Данный номер является образцом.

Za ponazoritev.

# EN

## IMPORTANT SAFETY INSTRUCTIONS

**BEFORE USING THIS APPLIANCE READ ALL INSTRUCTIONS AND CAUTIONARY MARKINGS IN THIS MANUAL AND ON THE APPLIANCE**

When using an electrical appliance, basic precautions should always be followed, including the following:

### WARNING

These warnings apply to the appliance, and also where applicable, to all tools, accessories, chargers or mains adaptors.

#### TO REDUCE THE RISK OF FIRE, ELECTRIC SHOCK, OR INJURY:

1. This Dyson appliance can be used by children aged from 8 years and above and persons with reduced physical, sensory or reasoning capabilities, or lack of experience and knowledge, only if they have been given supervision or instruction by a responsible person concerning use of the appliance in a safe way and understand the hazards involved. Cleaning and user maintenance shall not be made by children without supervision.
2. Do not allow to be used as a toy. Close attention is necessary when used by or near children. Children should be supervised to ensure that they do not play with the appliance.
3. Use only as described in this Dyson Operating Manual. Do not carry out any maintenance other than that shown in this manual, or advised by the Dyson Helpline.
4. Suitable for dry locations ONLY. Do not use outdoors or on wet surfaces.
5. Do not handle any part of the plug or appliance with wet hands.
6. Do not use with a damaged cable or plug. If the supply cable is damaged it must be replaced by Dyson, its service agent or similarly qualified person in order to avoid a hazard.
7. If the appliance is not working as it should, has received a sharp blow, has been dropped, damaged, left outdoors, or dropped into water, do not use and contact the Dyson Helpline.
8. Contact the Dyson Helpline when service or repair is required. Do not disassemble the appliance as incorrect reassembly may result in an electric shock or fire.
9. Do not stretch the cable or place the cable under strain. Keep the cable away from heated surfaces. Do not close a door on the cable, or pull the cable around sharp edges or corners. Arrange the cable away from traffic areas and where it will not be stepped on or tripped over. Do not run over the cable.
10. Do not unplug by pulling on the cable. To unplug, grasp the plug, not the cable. The use of an extension cable is not recommended.
11. Do not use to pick up water.
12. Do not use to pick up flammable or combustible liquids, such as petrol, or use in areas where they or their vapours may be present.
13. Do not pick up anything that is burning or smoking, such as cigarettes, matches, or hot ashes.
14. Keep hair, loose clothing, fingers, and all parts of the body away from openings and moving parts, such as the brush bar. Do not point the hose, wand or tools at your eyes or ears or put them in your mouth.
15. Do not put any object into openings. Do not use with any opening blocked; keep free of dust, lint, hair, and anything that may reduce airflow.
16. Use only Dyson recommended accessories and replacement parts.
17. To avoid a tripping hazard wind the cable when not in use.
18. Do not use without the clear bin and cyclone in place.
19. Do not leave the appliance when plugged in. Unplug when not in use and before servicing.
20. Do not pull or carry by cable or use cable as a handle.
21. Use extra care when cleaning on stairs. Do not work with the appliance above you on the stairs.
22. Turn off all controls before unplugging. Unplug before connecting any tool or accessory.
23. Always extend the cable to the red line but do not stretch or tug the cable.
24. Hold the plug when rewinding onto cable reel. Do not allow the plug to whip when rewinding.

# Obsah je uzamčen

**Dokončete, prosím, proces objednávky.**

**Následně budete mít přístup k celému dokumentu.**



**Proč je dokument uzamčen? Nahněvat Vás rozhodně nechceme. Jsou k tomu dva hlavní důvody:**

- 1) Vytvořit a udržovat obsáhlou databázi návodů stojí nejen spoustu úsilí a času, ale i finanční prostředky. Dělali byste to Vy zadarmo? Ne\*. Zakoupením této služby obdržíte úplný návod a podpoříte provoz a rozvoj našich stránek. Třeba se Vám to bude ještě někdy hodit.

*\*) Možná zpočátku ano. Ale vězte, že dotovat to dlouhodobě nelze. A rozhodně na tom nezbohatneme.*

- 2) Pak jsou tady „roboti“, kteří se přiživují na naší práci a „vysávají“ výsledky našeho úsilí pro svůj prospěch. Tímto krokem se jim to snažíme překazit.

A pokud nemáte zájem, respektujeme to. Urgujte svého prodejce. A když neuspějete, rádi Vás uvidíme!