

ROVUS®



USER MANUAL

PERSONAL HEATER

MODEL NO.: H03

ROVUS®


ENG.....	3	KS	31	RO.....	57
AL	6	KZ	34	RS.....	60
BG.....	9	LT	38	RU	64
BiH.....	14	LV.....	41	SI	67
CZ	17	MD.....	44	SK	71
EE	20	ME.....	47	UA	74
HR	24	MK	50		
HU	28	PL	54		

(**ENG**) PICTURES / (**AL**) FOTOGRAFIN / (**BG**) ИЛЮСТРАЦИИ / (**BIH**) SLIKE / (**CZ**) OBRÁZKY / (**EE**) JOONISED / (**HR**) SLIKE / (**HU**) KÉPEK / (**KS**) FOTOGRAFIN / (**KZ**) СУРЕТТЕР / (**LT**) PAVEIKSLIUKAI / (**LV**) ATTĒLI / (**MD**) IMAGINI / (**ME**) SLIKE / (**MK**) СЛИКИ / (**PL**) RYSUNKI / (**RO**) IMAGINI / (**RS**) SLIKE / (**RU**) РИСУНКИ / (**SI**) SLIKE / (**SK**) OBRÁZKY / (**UA**) МАЛЮНКИ

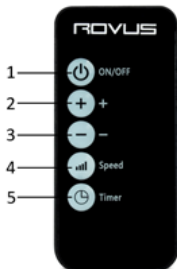
Picture 1



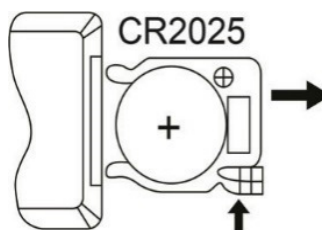
Picture 2



Picture 3



Picture 4



Please read this manual thoroughly before using and save it for future reference.

WARNINGS

Parts of the device can become very hot and cause burns if touched.

Special care must be taken in the presence of children or vulnerable persons.

1. The device is intended for supplementary heating purposes inside buildings.
2. This device is only intended for well-insulated rooms or occasional use.
3. This device is intended for household, indoor and dry use only.
4. The device should only be used as described in these instructions. Any other use is deemed to be improper.
5. Do not cover the device during operation in order to prevent it from overheating.
6. This device should never be switched on or stay plugged in power supply when not in use.
7. Unless there is constant supervision the heater must not be used in small rooms occupied by persons who are unable to leave the room by themselves.
8. Children aged from 3 years and less than 8 years shall only switch ON/OFF the appliance provided that it has been placed or installed in its intended normal operating position and they have been given supervision or instruction concerning use of the appliance in a safe way and understand the hazards involved. Children aged from 3 years and less than 8 years shall not plug in, regulate and clean the appliance or perform user maintenance.
9. The device is not designed to be operated with an external timer or a separate remote control system.
10. This heater should not be used in room with a bathtub, shower, swimming pool or any place with high humidity.
11. The device must always be disconnected from the mains before it is cleaned.
12. If the device is damaged, it must be replaced by the manufacturer or customer service department or a similarly qualified person (e. g. specialist workshop) in order to avoid any hazards.
13. Use and store only in closed rooms.
14. Do not insert or allow foreign objects to enter any ventilation or exhaust opening as this may cause an electric shock or fire, or damage the device.
15. Do not use on soft surface, like a bed, where device's openings may become blocked.
16. Device should be used in vertical position only.
17. Do not lean the device against any wall or corner to allow sufficient air intake flow.
18. Never immerse the device in water or other liquids, and make sure it cannot become damp!
19. Never touch the device with wet hands when it is connected to the mains.
20. Risk of chemical burn by battery acid!
21. Batteries may be life threatening if swallowed. Therefore, store the batteries and product out of reach of

Obsah je uzamčen

Dokončete, prosím, proces objednávky.

Následně budete mít přístup k celému dokumentu.



Proč je dokument uzamčen? Nahněvat Vás rozhodně nechceme. Jsou k tomu dva hlavní důvody:

- 1) Vytvořit a udržovat obsáhlou databázi návodů stojí nejen spoustu úsilí a času, ale i finanční prostředky. Dělali byste to Vy zadarmo? Ne*. Zakoupením této služby obdržíte úplný návod a podpoříte provoz a rozvoj našich stránek. Třeba se Vám to bude ještě někdy hodit.

**) Možná zpočátku ano. Ale vězte, že dotovat to dlouhodobě nelze. A rozhodně na tom nezbohatneme.*

- 2) Pak jsou tady „roboti“, kteří se přiživují na naší práci a „vysávají“ výsledky našeho úsilí pro svůj prospěch. Tímto krokem se jim to snažíme překazit.

A pokud nemáte zájem, respektujeme to. Urgujte svého prodejce. A když neuspějete, rádi Vás uvidíme!