
EMFI



MONTALATTE
MILK FROTHER
MOUSSEUR À LAIT
MILCHAUFSCHÄUMER
MELKOPSCHUIMER
BATIDOR DE LECHE
MONTALATTE
ΣΥΣΚΕΥΗ ΓΙΑ ΑΦΡΟΓΑΛΟ
MELKESKUMMER
MJÖLKSKUMMARE
SKUMMER
MAIDONVAANDOTIN
МОЛОКОВЗБИВАТЕЛЬ
СҮТ КӨПІРТКІШ
MONTALATTE
TEJHABOSÍTÓ
ŠLEHAČ MLÉKA
ŠĽAHAČ MLIIEKA
SPIENIACZ DO MLEKA
MONTALATTE
PENILEC ZA MLEKO
УРЕД ЗА РАЗПЕНВАНЕ НА
МЛЯКО
APARAT PENTRU SPUMĂ
DE LAPTE
SÜT KÖPÜRTÜCÜ
غلاية حليب

DeLonghi

IT

page 6

EN

page 9

FR

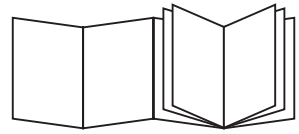
page 12

DE

page 15

NL

page 18

**ES**

page 21

PT

page 24

EL

page 27

NO

page 30

SV

page 33

DA

page 36

FI

page 39

RU

page 42

KZ

page 46

HU

page 50

CS

page 53

SK

page 56

PL

page 59

HR

page 62

SL

page 65

BG

page 68

RO

page 71

TR

page 74

AR

الصفحة 2

ELECTRICAL CONNECTION (UK ONLY)

Before using this appliance ensure that the voltage indicated on the product corresponds with the main voltage in your home, if you are in any doubt about your supply contact your local electricity company.

The flexible mains lead is supplied connected to a B.S. 1363 fused plug having a fuse of 13 amp capacity. Should this plug not fit the socket outlets in your home, it should be cut off and replaced with a suitable plug, following the procedure outlined below.

Note: Such a plug cannot be used for any other appliance and should therefore be properly disposed of and not left where children might find it and plug it into a supply socket - with the obvious consequent danger.

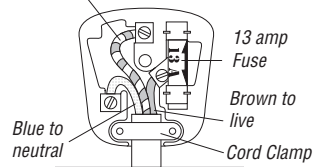
N.B. We recommend the use of good quality plugs and wall sockets that can be switched off when the machine is not in use.

IMPORTANT: the wires in the mains lead fitted to this appliance are coloured in accordance with the following code:


GREEN AND YELLOW
BLUE
BROWN

EARTH
NEUTRAL
LIVE

Green and Yellow to Earth



As the colours of the wires in the mains lead of this appliance may not correspond with the coloured markings identifying the terminals in your plug, proceed as follows:

- The wire which is coloured green and yellow must be connected to the terminal in the plug which is marked with the letter E or by the earth symbol  or coloured green or green and yellow.
- The wire which is coloured blue must be connected to the terminal which is marked with the letter N or coloured black.
- The wire which is coloured brown must be connected to the terminal which is marked with the letter L or coloured red.

When wiring the plug, ensure that all strands of wire are securely retained in each terminal. Do not forget to tighten the mains lead clamp on the plug. If your electricity supply point has only two pin socket outlets, or if you are in doubt, consult a qualified electrician.

Should the mains lead ever require replacement, it is essential that this operation be carried out by a qualified electrician and should only be replaced with a flexible cord of the same size.

After replacement of a fuse in the plug, the fuse cover must be refitted. If the fuse cover is lost, the plug must not be used until a replacement cover is obtained. The colour of the correct replacement fuse cover is that of the coloured insert in the base of the fuse recess or elsewhere on the plug. Always state this colour when ordering a replacement fuse cover.

Only 13amp replacement fuses which are approved to B.S. 1362 should be fitted.

This appliance conforms to the Norms EN 55014 regarding the suppression of radio interference.

Warning - this appliance must be earthed

Obsah je uzamčen

Dokončete, prosím, proces objednávky.

Následně budete mít přístup k celému dokumentu.



Proč je dokument uzamčen? Nahněvat Vás rozhodně nechceme. Jsou k tomu dva hlavní důvody:

- 1) Vytvořit a udržovat obsáhlou databázi návodů stojí nejen spoustu úsilí a času, ale i finanční prostředky. Dělali byste to Vy zadarmo? Ne*. Zakoupením této služby obdržíte úplný návod a podpoříte provoz a rozvoj našich stránek. Třeba se Vám to bude ještě někdy hodit.

**) Možná zpočátku ano. Ale vězte, že dotovat to dlouhodobě nelze. A rozhodně na tom nezbohatneme.*

- 2) Pak jsou tady „roboti“, kteří se přiživují na naší práci a „vysávají“ výsledky našeho úsilí pro svůj prospěch. Tímto krokem se jim to snažíme překazit.

A pokud nemáte zájem, respektujeme to. Urgujte svého prodejce. A když neuspějete, rádi Vás uvidíme!