

BRAUN

Silk·épil® 1



Type 5316
www.braun.com

1370

1170

English	3
Polski	3
Český	4
Slovenský	5
Magyar	6
Hrvatski	7
Slovenski	8
Türkçe	9
Română (RO/MD)	10
Srpski	11
Lietuvių	12
Latviski	12
Eesti	13
Bosanskohercegovački	14
Македонски	15
Български	16
Русский	17
Українська	18



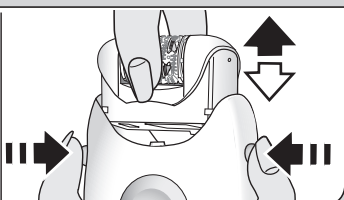
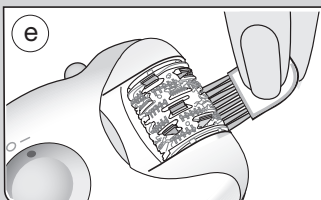
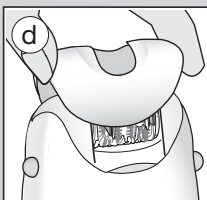
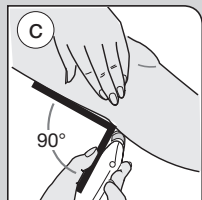
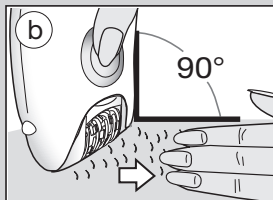
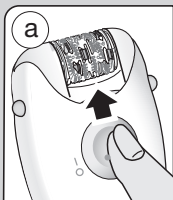
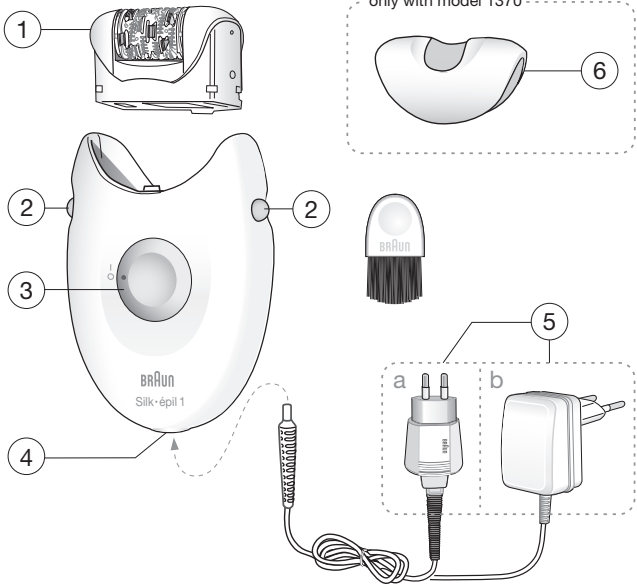
Braun Infolines

UK	0800 783 7010
IE	1 800 509 448
PL	801 127 286 801 1 BRAUN
CZ	221 804 335
SK	02/5710 1135
HU	(06-1) 451-1256
HR	01/6690 330
SI	080 2822
TR	0 800 261 63 65
RO	021-224.00.47
RU	8 800 200 20 20
UA	0 800 505 000
HK	852-25249377 (Audio Supplies Company Ltd.)

www.service.braun.com

Braun GmbH
Frankfurter Straße 145
61476 Kronberg/Germany
www.braun.com

only with model 1370 -



English

Please read the use instructions carefully and completely before using the appliance.

Warning

- For hygienic reasons, do not share this appliance with other people.
- Keep the appliance dry.
- This appliance is not intended for use by children or persons with reduced physical, sensory or mental capabilities, unless they are given supervision by a person responsible for their safety. In general, we recommend that you keep the appliance out of reach of children to ensure that children do not play with it.
- When switched on, the appliance must never come in contact with the hair on your head, eyelashes, ribbons, etc. to prevent any danger of injury as well as to prevent blockage or damage to the appliance.
- This appliance is provided with an integrated Safety Extra Low Voltage power supply. Do not exchange or manipulate any part of it. Otherwise there is risk of electric shock. For electric specifications, please see type plate on the special cord set. The special cord set automatically adapts to any worldwide AC voltage.

General information on epilation

All methods of hair removal at the root can lead to in-growing hair and irritation (e.g. itching, discomfort or reddening of the skin), depending on the condition of the skin and hair.

This is a normal reaction and should quickly disappear, but may be stronger when you are removing hair at the root for the first few times or if you have sensitive skin.

If, after 36 hours, the skin still shows irritation, we recommend that you contact your physician.

In general, the skin reaction and the sensation of pain tend to diminish considerably with the repeated use of Silk-épil. In some cases inflammation of the skin could occur when bacteria penetrate the skin (e.g. when sliding the appliance over the skin). Thorough cleaning of the epilation head before each use will minimize the risk of infection.

If you have any doubts about using this appliance, please consult your physician. In the following cases, this appliance should only be used after prior consultation with a physician:

- eczema, wounds, inflamed skin reactions such as folliculitis (purulent hair follicles) and varicose veins
- around moles
- reduced immunity of the skin, e.g. diabetes mellitus, during pregnancy, Raynaud's disease
- haemophilia or immune deficiency.

Fine, re-growing hair might not grow up to the skin surface. The regular use of massage sponges (e.g. after showering) or exfoliation peelings help to prevent in-growing hair as the gentle scrubbing action removes the upper skin layer and fine hair can get through to the skin surface.

Description

- 1 Epilation head with tweezer element
- 2 Release buttons
- 3 On/off switch
- 4 Socket
- 5 Special cord set (a or b, depending on model)
- 6 Underarm cap (only with model 1370)

How to epilate

- Your skin must be dry and free from grease or cream.
 - Before starting off, thoroughly clean the epilation head (1).
- a) To turn on the appliance, slide up the on/off switch (3).
 - b) Rub your skin to lift short hairs. For optimal performance, hold the appliance at a right angle (90°) against your skin and guide it without pressure against the hair growth, in the direction of the switch.
 - c) **Leg epilation**
Epilate your legs from the lower leg in an upward direction. When epilating behind the knee, keep the leg stretched out straight.
 - d) **Underarm and bikini line epilation**
For this specific application, the underarm cap (6) has been developed as an optional attachment to

be placed on the epilation head (1). Please be aware that especially at the beginning these areas are particularly sensitive to pain. With repeated usage the pain sensation will diminish.

Before epilating, thoroughly clean the respective area to remove residue (like deodorant). Then carefully dab dry with a towel. When epilating the underarm, keep your arm raised up and guide the appliance in different directions.

Cleaning (e)

After epilating, unplug the appliance and clean the epilation head (1).

Thoroughly clean the tweezer element using the cleaning brush dipped into alcohol (e). While cleaning, you can turn the tweezer element manually.

To remove the epilation head, press the release buttons (2) on the left and right and pull it off. After cleaning, place the epilation head back on the housing.

Subject to change without notice.

Please do not dispose of the product in the household waste at the end of its useful life. Disposal can take place at a Braun Service Centre or at appropriate collection points provided in your country.



Guarantee

We grant a 2 year guarantee on the product commencing on the date of purchase. Within the guarantee period we will eliminate any defects in the appliance resulting from faults in materials or workmanship, free of charge either by repairing or replacing the complete appliance at our discretion.

This guarantee extends to every country where this appliance is supplied by Braun or its appointed distributor.

This guarantee does not cover: damage due to improper use, normal wear or use as well as defects that have a negligible effect on the value or operation of the appliance. The guarantee becomes void if repairs are undertaken by unauthorised persons and if original Braun parts are not used.

To obtain service within the guarantee period, hand in or send the complete appliance with your sales receipt to an authorised Braun Customer Service Centre (address information available online at www.service.braun.com).

For UK only:

This guarantee in no way affects your rights under statutory law.

Polski

Proszę dokładnie zapoznać się z instrukcją obsługi urządzenia przed rozpoczęciem użytkowania.

UWAGA

- Ze względów higienicznych urządzenie powinno być użytkowane przez jedną osobę.
- Należy zwrócić szczególną uwagę, by urządzenie nie uległo zamoczeniu.
- Urządzenie nie może być używane przez dzieci lub osoby upośledzone fizycznie lub umysłowo, jeśli nie znajdują się one pod nadzorem osoby odpowiedzialnej za ich bezpieczeństwo. Zalecamy by przechowywać urządzenie w miejscu niedostępnym dla dzieci.
- Należy zwrócić szczególną uwagę, aby włączone urządzenie nie weszło w kontakt z rzęsami, włosami na głowie, wstążkami itp. Pozwoli to uniknąć niebezpieczeństwa zranienia oraz zablokowania lub uszkodzenia urządzenia.
- Urządzenie jest wyposażone w zintegrowany, bezpieczny obwód niskiego napięcia. Proszę nie wymieniać i nie manipulować żadną z jego części.

W przeciwnym razie istnieje ryzyko porażenia elektrycznego. Specyfikacje elektryczne znajdują się na wtyczce przewodu elektrycznego. Specjalny przewód automatycznie dostosowuje się do napięcia elektrycznego.

Podstawowe informacje o depilacji

W zależności od kondycji skóry i włosów wszystkie metody usuwania włosów cebulkami mogą powodować ich wrastanie i podrażnienia (np. uczucie dyskomfortu, swędzenie i zaczerwienienia skóry). To normalna reakcja, która powinna szybko zniknąć, jednak objawy te mogą być nasilone przy kilku pierwszych użyciach urządzenia lub przy wrażliwej skórze.

Obsah je uzamčen

Dokončete, prosím, proces objednávky.

Následně budete mít přístup k celému dokumentu.



Proč je dokument uzamčen? Nahněvat Vás rozhodně nechceme. Jsou k tomu dva hlavní důvody:

- 1) Vytvořit a udržovat obsáhlou databázi návodů stojí nejen spoustu úsilí a času, ale i finanční prostředky. Dělali byste to Vy zadarmo? Ne*. Zakoupením této služby obdržíte úplný návod a podpoříte provoz a rozvoj našich stránek. Třeba se Vám to bude ještě někdy hodit.

**) Možná zpočátku ano. Ale vězte, že dotovat to dlouhodobě nelze. A rozhodně na tom nezbohatneme.*

- 2) Pak jsou tady „roboti“, kteří se přiživují na naší práci a „vysávají“ výsledky našeho úsilí pro svůj prospěch. Tímto krokem se jim to snažíme překazit.

A pokud nemáte zájem, respektujeme to. Urgujte svého prodejce. A když neuspějete, rádi Vás uvidíme!