

P56500-GS558

GB	Smoke Detector
CZ	Detektor kouře
SK	Detektor dymu
PL	Detektor dymu
HU	Füstérzékelő
SI	Detektor dima
RS HR BA ME	Detektor dima
DE	Rauchmelder
UA	Сигналізатор диму
RO	Detector de fum
LT	Dūmų detektorius
LV	Dūmu detektors
EE	Suitsuandur
BG	Датчик за дим



EN 14604:2005/AC:2008

DOP: 558-CPR-0001

www.emos.eu

GB | Smoke Detector GS558

This manual contains important safety information regarding the installation and operation of the detector. Carefully read this manual and store it safely for future use. Familiarise other residents of the building with the operation of the detector.

Create an evacuation plan in case of fire and perform a drill every month. All residents of the building should be familiar with the detector signals in order to be able to immediately react to them.

The detector allows the detection of a slow burning flames accompanied by thick black smoke. These flames can take hours before they turn into a large fire.

Note:

If construction work is taking place in the area which causes a large amount of dust, you should dismount the detector from the mounting plate to protect the detector. If you cannot for some reason, cover the openings of the detector for the duration of the work, by e.g. a plastic bag.

A covered detector will not detect fire or smoke. Uncover it every day after work is finished.

Technical information:

Sensor type: photoelectric cell

In accordance with standard EN 14604:2005/AC:2008

Service life: 10 years

Operating temperature and humidity: 0 to +40 °C, 5 to 90 % (without condensation)

Protection rating: IP20

Acoustic signalisation: >85 dB at a range of 3 m

Wireless module range: 20 m

Transmission frequency: 433 MHz, 5 mW e.r.p. max.

Number of paired units: max. 30

Power supply: 2x 1.5 V AA

Power consumption: <170 µA standby mode, <80 mA alarm mode

Wireless module consumption:

Receiver mode: <5 mA, transmitter mode: <10 mA

Temperature detection sensitivity: 54 to 70 °C

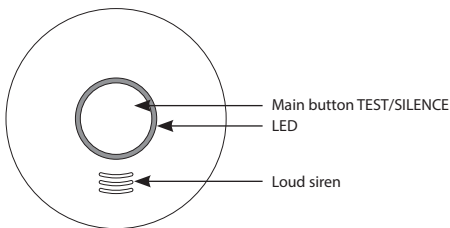
Smoke detection sensitivity: 0.122 to 0.189 dB/m

Size: 120 x 120 x 35.5 mm

Weight: 120 g

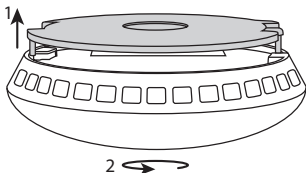
Detector Description

Front part

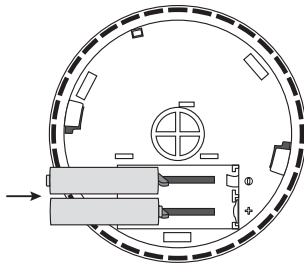


Rear part

Mounting plate installation



Insertion of batteries



Installation

The installation must be performed by a qualified person.

The person performing the installation is responsible for installing the product in accordance with valid regulations.

When in doubt, leave the installation to a qualified professional.

The detector is not designed for use in camper vans.

Ideally, a smoke detector should be installed in every room of the house with the exception of kitchens, bathrooms and garages. Each floor of the house, including the stairs, should have at least one smoke detector installed.

The smoke detector should be located in a place where you can hear it even when you're sleeping, e.g. in the hall in front of the bedroom.

Install the detector on the ceiling of each bedroom and hall in front of the bedroom. If the hall is longer than 9 m, install a detector on both ends.

If you have a multi-storey house, install the detector in the same manner on each floor.

You will be protected even against smoke rising up the stairs from the bottom floor.

In the cellar, install the detector on the ceiling at the bottom of the stairs.

Do not install the detector in bathrooms or kitchens; the steam from water or food could cause false alarms. In the garage, the alarm could be triggered by the exhaust from your car.

The ventilation openings of the warning device must not be covered up.

Do not spray aerosol agents in the vicinity or onto the warning device.

Do not paint the warning device.

Note:

National regulations vary in terms of the number and location of smoke detectors.

When in doubt, contact e.g. the fire brigade.

Obsah je uzamčen

Dokončete, prosím, proces objednávky.

Následně budete mít přístup k celému dokumentu.



Proč je dokument uzamčen? Nahněvat Vás rozhodně nechceme. Jsou k tomu dva hlavní důvody:

- 1) Vytvořit a udržovat obsáhlou databázi návodů stojí nejen spoustu úsilí a času, ale i finanční prostředky. Dělali byste to Vy zadarmo? Ne*. Zakoupením této služby obdržíte úplný návod a podpoříte provoz a rozvoj našich stránek. Třeba se Vám to bude ještě někdy hodit.

**) Možná zpočátku ano. Ale vězte, že dotovat to dlouhodobě nelze. A rozhodně na tom nezbohatneme.*

- 2) Pak jsou tady „roboti“, kteří se přiživují na naší práci a „vysávají“ výsledky našeho úsilí pro svůj prospěch. Tímto krokem se jim to snažíme překazit.

A pokud nemáte zájem, respektujeme to. Urgujte svého prodejce. A když neuspějete, rádi Vás uvidíme!