

ControlBox WiFi

Your Electrolux Air Conditioner Always Under Control

ENGLISH

User Manual
Page: 2-9

SVENSKA

Bruksanvisning
Sida: 10-17

DANSK

Brugervejledning
Side: 18-25

NORSK

Bruksanvisning
Side: 26-33

SUOMI

Käyttöohje
Puoli: 34-41

ČESKY

Návod k obsluze
Strany: 42-49

ITALIANO

Guida per l'utente
Lato: 50-57

Safety Instructions

INSTALLATION



WARNING! Risk of breakdown, heat- or smoke generation.

- Before the installation and use of the appliance, carefully read the supplied instructions. The manufacturer is not responsible if an incorrect installation and use causes injuries and damages. Always keep the instructions with the appliance for future reference.
- Remove all the packaging.
- Do not install or use a damaged appliance.
- The device should be securely installed in accordance with the installation manual.
- Improper installation may result in fire, electric shock, or damage.
- Do not install the WiFi device in a place with much steam, such as bathroom.
- Avoid places where water is splashed or where condensation forms on walls. Installing in such places can cause electric shock or breakdown.
- Do not install the WiFi device in places with direct sunlight or where the ambient temperature is above 40°C or below 0°C or less. Direct sunlight and high or low temperature environments may cause the WiFi device to deform or breakdown.
- Do not use in special environments.
- Do not use in places with much oil (including machine oil), steam, or sulphuric gas - this may lead to severe decrease in functionality and damage to parts.
- If the unit is installed in a location that cannot support its weight, the WiFi device could fall and cause damage.
- Improper connection and mounting may result in breakdown, heat generation, smoke generation, or fire.
- No components other than supplied with the product may be used for installation.

ELECTRICAL CONNECTIONS



WARNING! Risk of fire and electrical shock.

- Electrical work in the building must be performed by a licensed professional using the instructions detailed in the installation manual.
- Use strictly the appliance and plug indoor.
- Make sure that the electrical information on the rating plate agrees with the power supply. If not, contact an electrician.
- Do not use multi-plug adapters and extension cables.
- Makes sure not to cause damage to the mains plug and to the mains cable.
- Connect and fasten the electric USB cable securely so external force on the cable will not damage the device.
- Connect the mains plug to the mains socket only at the end of the installation. Make sure that there is access to the mains plug after the installation.
- Turn off power supply of connected equipment when performing construction or wiring work.
- Failure to turn off the power supply to the connected equipment may lead to malfunction or breakdown of the WiFi device or connected equipment.
- Do not pull the mains cable to disconnect the appliance.
- The electrical installation must have an isolation device which lets you disconnect the appliance from the mains at all the poles. The isolation device must have a contact opening width of minimum 3 mm.
- Use only correct isolation devices: line protecting cut-outs, fuses (screw type fuses removed from the holder), earth leakage trips and circuit breakers.

USE



WARNING! Risk of suffocation, injury or permanent disability.

- Use this appliance in a household environment.
- Do not change the specifications of this appliance.
- Use only the electrical plug provided in this appliance.
- This appliance is not intended for use by persons (including children) with reduced physical, sensory or mental capabilities, or lack of experience and knowledge, unless they have been given supervision or instruction concerning use of the appliance by a person responsible for their safety.
- Children should be supervised to ensure that they do not play with the appliances and charges.
- Keep all packaging away from children.
- Keep children and pets away from the appliance when it operates.
- If the mains socket is loose, do not connect the mains plug.

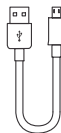
Introduction



ControlBox WiFi



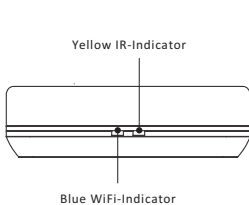
Mounting Magnet



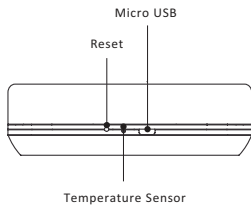
USB Cable



AC Adapter



Front



Right Side

Product requirements:

- A compatible Electrolux air conditioner.
- WiFi-network with internet connection.
- A iOS/Android smartphone or tablet.



Obsah je uzamčen

Dokončete, prosím, proces objednávky.

Následně budete mít přístup k celému dokumentu.



Proč je dokument uzamčen? Nahněvat Vás rozhodně nechceme. Jsou k tomu dva hlavní důvody:

- 1) Vytvořit a udržovat obsáhlou databázi návodů stojí nejen spoustu úsilí a času, ale i finanční prostředky. Dělali byste to Vy zadarmo? Ne*. Zakoupením této služby obdržíte úplný návod a podpoříte provoz a rozvoj našich stránek. Třeba se Vám to bude ještě někdy hodit.

**) Možná zpočátku ano. Ale vězte, že dotovat to dlouhodobě nelze. A rozhodně na tom nezbohatneme.*

- 2) Pak jsou tady „roboti“, kteří se přiživují na naší práci a „vysávají“ výsledky našeho úsilí pro svůj prospěch. Tímto krokem se jim to snažíme překazit.

A pokud nemáte zájem, respektujeme to. Urgujte svého prodejce. A když neuspějete, rádi Vás uvidíme!