

★★★ TRISTAR

AC-5477
AC-5527PR
AC-5529
AC-5531



EN | Instruction manual

NL | Gebruiksaanwijzing

FR | Mode d'emploi

DE | Bedienungsanleitung

ES | Manual de usuario

PT | Manual de utilizador

IT | Manuele utente

SV | Bruksanvisning

PL | Instrukcja obsługi

CS | Návod na použití

SK | Návod na použitie

HU | Használati utasítás

SL | Navodila za uporabo



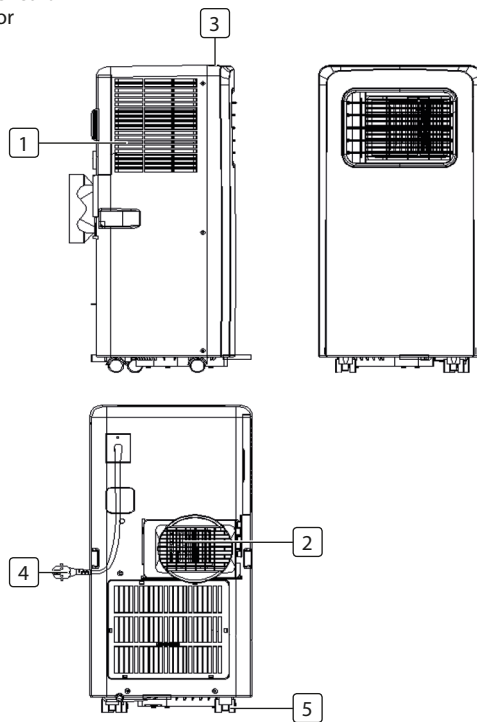

service
.tristar.eu






SAFETY INSTRUCTIONS

- Please read this user's manual carefully to ensure proper use, maintenance and installation.
- The appliance is for indoor use only.
- Do not use the unit on a socket under repairs or not installed properly
- Do not use the unit, follow these precautions:
 - Near to source of fire.
 - An area where oil is likely to splash.
 - An area exposed to direct sunlight.
 - An area where water is likely to splash.
 - Near a bath, a laundry, a shower or a swimming pool.
- Never insert your fingers, rods into the air outlet. Take special care to warn children of these dangers.
- Keep the unit upward while transport and storage, for the compressor locates properly.
- Before cleaning the air-conditioner, always turn off or disconnect the power supply.
- When moving the air-conditioner, always turn off and disconnect the power supply, and move it slowly.
- To avoid the possibility of fire disaster, the air-conditioner shall not be covered.
- All the air-conditioner sockets must comply with the local electric safety requirements. If necessary, please check it for the requirements.
- Children should be supervised to ensure that they do not play with the appliance.
- If the supply cord is damaged, it must be replaced by the manufacturer, its service agent or similarly qualified persons in order to avoid a hazard.
- This appliance can be used by children aged from 8 years and above and persons with reduced physical, sensory or mental capabilities or lack of experience and knowledge if they have been given supervision or instruction concerning use of the appliance in a safe way and understand the hazards involved. Children shall not play with the appliance. Cleaning and user maintenance shall not be made by children without supervision.
- The appliance shall be installed in accordance with national wiring regulations.
- Notes:
 - If any parts damage, please contact the dealer or a designated repair shop;
 - In case of any damage, please turn off the air switch, disconnect the power supply, and contact the dealer or a designated repair shop;
 - In any case, the power cord shall be firmly grounded.
 - To avoid the possibility of danger, if power cord is damaged, please turn off the air switch and disconnect the power supply. It must be replaced from the dealer or a designated repair shop.

PARTS DESCRIPTION

1. Air inlet
2. Air outlet
3. Control panel
4. Power cord
5. Castor

**ACCESSORIES**

Part	Description
	Hot-air exhaust hose
	Hose connector (window end)
	Hose connector (Air conditioner end)
	Window kit
	Remote controller

Obsah je uzamčen

Dokončete, prosím, proces objednávky.

Následně budete mít přístup k celému dokumentu.



Proč je dokument uzamčen? Nahněvat Vás rozhodně nechceme. Jsou k tomu dva hlavní důvody:

- 1) Vytvořit a udržovat obsáhlou databázi návodů stojí nejen spoustu úsilí a času, ale i finanční prostředky. Dělali byste to Vy zadarmo? Ne*. Zakoupením této služby obdržíte úplný návod a podpoříte provoz a rozvoj našich stránek. Třeba se Vám to bude ještě někdy hodit.

**) Možná zpočátku ano. Ale vězte, že dotovat to dlouhodobě nelze. A rozhodně na tom nezbohatneme.*

- 2) Pak jsou tady „roboti“, kteří se přiživují na naší práci a „vysávají“ výsledky našeho úsilí pro svůj prospěch. Tímto krokem se jim to snažíme překazit.

A pokud nemáte zájem, respektujeme to. Urgujte svého prodejce. A když neuspějete, rádi Vás uvidíme!