

USER MANUAL
BENUTZERHANDBUCH
PODRĘCZNIK UŻYTKOWNIKA
UŽIVATELSKÝ MANUÁL
UŽÍVATEĽSKÝ MANUÁL

EN
DE
PL
CZ
SK



BLUETOOTH HANDSFREE CAR KIT
AUTO-BLUETOOTH-FREISPRECHEINRICHTUNGEN
SAMOCODOWY ZESTAW GŁOŚNOMÓWIĄCY BLUETOOTH
BLUETOOTH HANDSFREE SADA DO AUTA
BLUETOOTH HANDSFREE SÚPRAVA DO AUTA

CCC-8900-SL

Before putting this product into operation, please read carefully all the instructions, even if you are already familiar with using similar products. Use the product only as described in this manual. Keep this manual in case you need it for future reference.

The electronic version of this user manual can be downloaded on the website www.connectit-europe.com.

We recommend keeping the original packaging of the product, invoice and warranty certificate at least for the time the warranty is valid. When shipping the product, we recommend using the original packaging that the product was delivered in that will provide the best protection for it from being damaged during transport.

1 Specification & Appearance

- Bluetooth Version: V5.0
- Bluetooth Frequency: 2402 - 2480 MHz
- FM Frequency: 87.5 - 108.0 MHz
- Input Voltage: 12 - 24V
- Output: 5V/3.1A
- Music Format: MP3/WMA
- USB disc capacity: max. 64 GB






2 Quick Guide

Operation	On Bluetooth Car Kit
Power on/off	Plug the product into the car cigarette socket, it will power on
Play/Pause	Click button once
Answer/Hang off Reject/ Redial	Click button once to answer the incoming call Click again to hang off the phone call Double click button to reject the incoming call Under no call status, double click to redial the last phone call
Volume control	Press the button or the button to change the volume.
Next or previous track	Hold the button or the button to change the sound track.
FM Frequency adjustment	Long press button to enter the FM mode, Short press button to adjust frequency







3 Operation:

Using FM Transmission function

1. Switch on the car radio.
2. Plug the FM transmitter into the car cigarette lighter socket and, following the instructions below, select any frequency on which you do not listen to a station on your car radio.
 - Press and hold button 
 - Frequency information will flash on the display.
 - Set the frequency by repeatedly pressing buttons  and .
3. Next, select the same frequency on the car radio that you selected on the FM transmitter to automatically connect the FM transmitter to the car radio.
4. Insert the flash drive with MP3/WMA files into the USB connector on the FM transmitter. The sound will automatically begin to play through the car's stereo system (max. permitted capacity of the USB flash drive is 64 GB).

Using Bluetooth function:

1. Turn on the Bluetooth function of mobile devices, search new device name " CCC-8800-SL ", click it to pair. (Some device need to enter the PIN number, please using the original password "0000")
2. After pairing successfully, it will transmit your phone music to the car stereo system. In music playing mode, it will auto switch to phone call mode if there's an incoming call.
3. Click  once to pick up the phone call, click  again to hang off the phone call.
4. Double click  to reject the incoming call.
5. Under the no call status, double click  to redial last phone call.

AUX IN

When you insert audio cable into 3.5mm aux of CCC-8800-SL, it can transmit audio signal through FM function. All audio signal which sent by mobile or other external audio will be transmitted out by FM. When you adjust your car FM to the same frequency point, the audio signal can be caught.



4 Warning

The use of this product reduces your perception of surrounding sounds. While using the earphones, please, do not control any vehicle or machine. Clean the device with soft wet cloth, which does not become fuzzy. When cleaning, do not use aggressive cleaners.



To prevent possible hearing damage, do not listen at high volume levels for long periods.

INSTRUCTIONS AND INFORMATION REGARDING THE DISPOSAL OF USED PACKAGING

Dispose of packaging material at a public waste disposal site.



DISPOSAL OF USED ELECTRICAL AND ELECTRONIC APPLIANCES

The meaning of the symbol on the product, its accessory or packaging indicates that this product shall not be treated as household waste. Please, dispose of this product at your applicable collection point for the recycling of electrical & electronic equipment waste. Alternatively in some states of the European Union or other European states you may return your products to your local retailer when buying an equivalent new product. The correct disposal of this product will help save valuable natural resources and help in preventing the potential negative impact on the environment and human health, which could be caused as a result of improper liquidation of waste. Please ask your local authorities or the nearest waste collection center for further details. The improper disposal of this type of waste may fall subject to national regulations for fines.

For business entities in the European Union

If you wish to dispose of an electrical or electronic device, request the necessary information from your seller or supplier.

Disposal in other countries outside the European Union

If you wish to dispose of this product, request the necessary information about the correct disposal method from local government departments or from your seller.



This product meets all the basic EU regulation requirements that relate to it. EU declaration of conformity is available on www.connectit-europe.com.



Obsah je uzamčen

Dokončete, prosím, proces objednávky.

Následně budete mít přístup k celému dokumentu.



Proč je dokument uzamčen? Nahněvat Vás rozhodně nechceme. Jsou k tomu dva hlavní důvody:

- 1) Vytvořit a udržovat obsáhlou databázi návodů stojí nejen spoustu úsilí a času, ale i finanční prostředky. Dělali byste to Vy zadarmo? Ne*. Zakoupením této služby obdržíte úplný návod a podpoříte provoz a rozvoj našich stránek. Třeba se Vám to bude ještě někdy hodit.

**) Možná zpočátku ano. Ale vězte, že dotovat to dlouhodobě nelze. A rozhodně na tom nezbohatneme.*

- 2) Pak jsou tady „roboti“, kteří se přiživují na naší práci a „vysávají“ výsledky našeho úsilí pro svůj prospěch. Tímto krokem se jim to snažíme překazit.

A pokud nemáte zájem, respektujeme to. Urgujte svého prodejce. A když neuspějete, rádi Vás uvidíme!