

# ROVUS®



## USER MANUAL

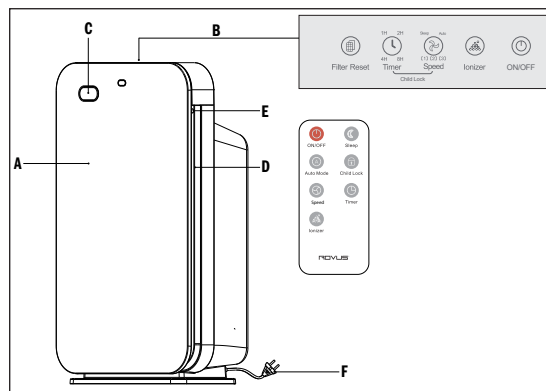
Please read this manual thoroughly before using and save it for future reference.

**ASTREA AIR PURIFIER**  
**MODEL NO.: EPI202-2A**

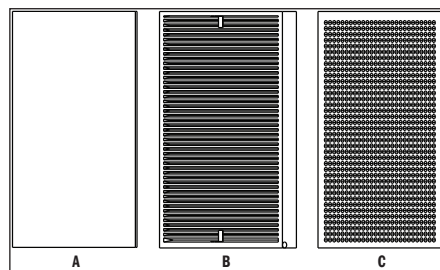
EN.....	3	LV.....	32
AL.....	5	MD.....	34
BG.....	7	ME.....	37
BIH.....	11	MK.....	39
CZ.....	15	PL.....	41
EE.....	17	RO.....	44
HR.....	19	RS.....	46
HU.....	23	RU.....	49
KS.....	25	SI.....	52
KZ.....	27	SK.....	55
LT.....	30	UA.....	57

(EN) PICTURES / (AL) FOTOGRAFIN / (BG) ИЛЮСТРАЦИИ / (BIH) SLIKE / (CZ) OBRÁZKY / (EE) JOONISED / (HR) SLIKE / (HU) KÉPEK / (KS) FOTOGRAFIN / (KZ) СУРЕТТЕР / (LT) PAVEIKSLIUOKAI / (LV) ATTĒLI / (MD) IMAGINI / (ME) SLIKE / (MK) СЛИКИ / (PL) RYSUNKI / (RO) IMAGINI / (RS) SLIKE / (RU) RYSUNKI / (SI) SLIKE / (SK) OBRÁZKY / (UA) МАЛЮНКИ

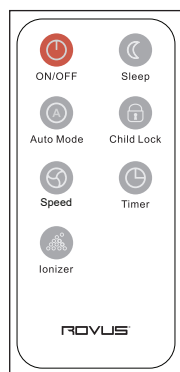
Picture 1



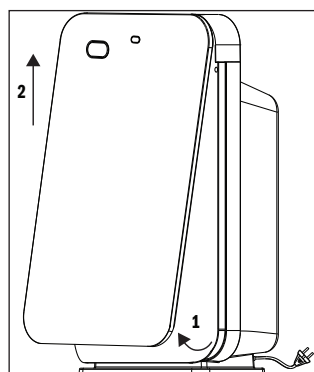
Picture 2



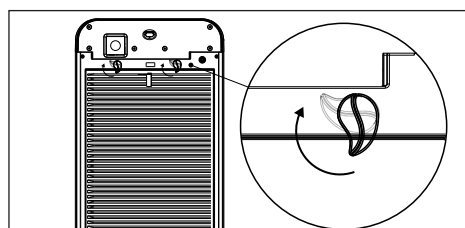
Picture 3



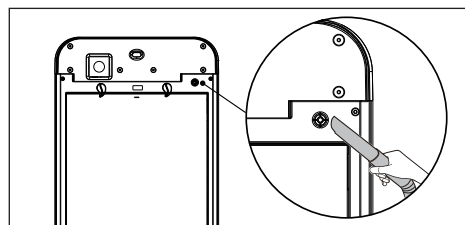
Picture 4



Picture 5



Picture 6



**ROVUS ASTREA AIR PURIFIER  
USER MANUAL**

Please read this manual thoroughly before using and save it for future reference.

**WARNINGS**

1. Children aged from 3 years and less than 8 years shall only switch ON/OFF the appliance provided that it has been placed or installed in its intended normal operating position and they have been given supervision or instruction concerning use of the appliance in a safe way and understand the hazards involved. Children aged from 3 years and less than 8 years shall not plug in, regulate and clean the appliance or perform user maintenance.
2. Children must be supervised not to play with this appliance.
3. This device is intended for household, indoor and dry use only.
4. Before use, place the product on hard, flat, stable and dry surface.
5. If the device is not working as it should, has received a sharp blow, has been dropped, damaged, left outdoors or dropped in-to water, do not use it.
6. Do not attempt any modification or repair by yourself and ensure that any repair is conducted only by appropriately qualified technician.
7. If the supply cord is damaged, it must be replaced immediately by authorized and qualified person only.
8. Plug in power supply that corresponds to the rated one on product only.
9. This product is not intended to filter oil or grease from air.
10. This device should never be switched on or stay plugged in power supply when not in use, while replacing accessories or during cleaning.
11. Never run the device unless it is fully assembled.
12. Always turn off the device before unplugging it from outlet.
13. Do not place the power cable near a heated surface.
14. Never use the power cable to pick up, carry, drag, pull, or lift the air purifier. Do not pull the power cable against or around sharp corners and edges.
15. Use care when operating the device by keeping all foreign objects, fingers, body parts, hair, loose clothing and jewelry away from openings.
16. Regularly remove blockages caused by dust, fluff, hair etc. because they greatly reduce device's suction power and/or general performance.
17. Never touch the device or its plug when your hands are wet.
18. Although the product has been checked its usage and consequences are strictly user responsibility.

**SET INCLUDES:**

**1x Air Purifier** (see Picture 1)

A = front panel; B = control panel; C = air quality sensor; D = filters; E = dust sensor; F= power cord

**1x Filters** (see Picture 2)

A = Pre-filter; B = HEPA filter; C = Activated carbon filter

Pre-filter: to capture large particles such as dust.

HEPA filter: to remove microscopic particles down to 0,3 microns in size such as fine dust, smoke, pollen, bacteria and mold.

Activated carbon filter: consists of a vast system of highly adsorbent molecular sized pores to remove gases, light odors and VOC (volatile organic compounds).

# Obsah je uzamčen

**Dokončete, prosím, proces objednávky.**

**Následně budete mít přístup k celému dokumentu.**



**Proč je dokument uzamčen? Nahněvat Vás rozhodně nechceme. Jsou k tomu dva hlavní důvody:**

- 1) Vytvořit a udržovat obsáhlou databázi návodů stojí nejen spoustu úsilí a času, ale i finanční prostředky. Dělali byste to Vy zadarmo? Ne\*. Zakoupením této služby obdržíte úplný návod a podpoříte provoz a rozvoj našich stránek. Třeba se Vám to bude ještě někdy hodit.

*\*) Možná zpočátku ano. Ale vězte, že dotovat to dlouhodobě nelze. A rozhodně na tom nezbohatneme.*

- 2) Pak jsou tady „roboti“, kteří se přiživují na naší práci a „vysávají“ výsledky našeho úsilí pro svůj prospěch. Tímto krokem se jim to snažíme překazit.

A pokud nemáte zájem, respektujeme to. Urgujte svého prodejce. A když neuspějete, rádi Vás uvidíme!