

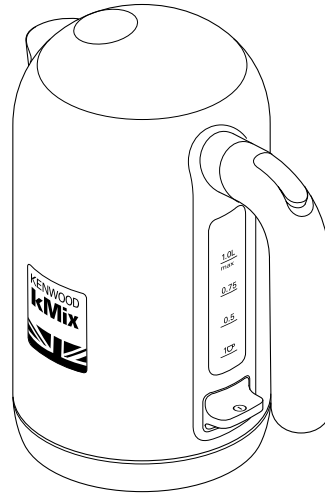
# KENWOOD

## kMix

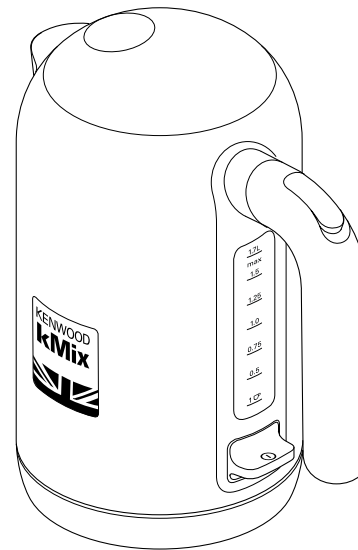
TYPE ZJX650,

TYPE ZJX740, TYPE ZJX750

instructions  
istruzioni  
instrucciones  
Bedienungsanleitungen  
gebruiksaanwijzing



TYPE ZJX650



TYPE ZJX740  
TYPE ZJX750

English	2 - 6
Nederlands	7 - 11
Français	12 - 17
Deutsch	18 - 23
Italiano	24 - 28
Português	29 - 34
Español	35 - 39
Dansk	40 - 44
Svenska	45 - 49
Norsk	50 - 54
Suomi	55 - 59
Türkçe	60 - 64
Česky	65 - 69
Magyar	70 - 74
Polski	75 - 80
Ελληνικά	81 - 86
Slovenčina	87 - 91
Українська	92 - 97
عربي	١٠٢ - ٩٨



HEAD OFFICE: Kenwood Limited, 1-3 Kenwood Business Park, New Lane, Havant, Hampshire PO9 2NH

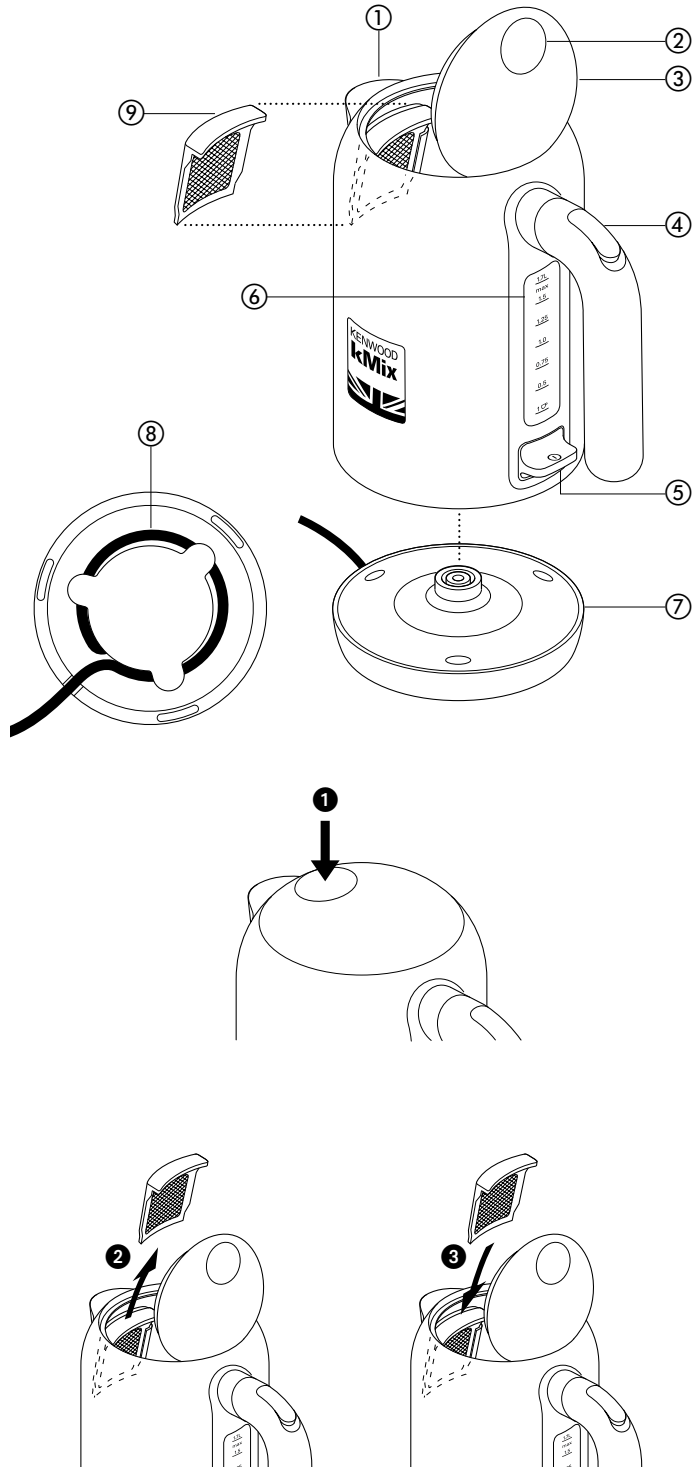
[kenwoodworld.com](http://kenwoodworld.com)

**KENWOOD**  
CREATE MORE

132242/1



## English



### safety

- Read these instructions carefully and retain for future reference.
- Remove all packaging and any labels.
- If the cord is damaged it must, for safety reasons, be replaced by KENWOOD or an authorised KENWOOD repairer.
- Never use a damaged appliance. Get it checked or repaired: see 'service and customer care'.
- Always use the filter and never overfill - boiling water may splash out.
- Avoid contact with steam coming out of the spout area when pouring and out of the lid or spout area when refilling.
- Beware: the body of the kettle will get hot during operation.
- Never let the cord hang down where a child could grab it.
- **Always unplug your kettle when not in use.**
- Never put the kettle, powerbase, cord or plug in liquid.
- **Caution:** Do not operate the kettle on an inclined surface.
- Only use the powerbase supplied and keep it clean and dry.
- Make sure the lid is secure before switching the kettle on.
- **Warning:** Do not open the lid while the water is boiling.
- Take care when opening the lid - droplets of hot water may be ejected.

- Make sure the kettle is switched off before lifting or pouring.
- Remove the kettle from the base before filling or pouring.
- Never put the kettle near or on cooker hot plates or gas burners.
- This kettle is for boiling water only.
- Misuse of your appliance can result in injury.
- Children from 8 years and above can use, clean and perform user maintenance on this appliance in accordance with the User Instructions provided they are supervised by a person responsible for their safety and have been given instruction concerning the use of the appliance and are aware of the hazards.
- Persons with reduced physical, sensory or mental capabilities or lack of knowledge using this appliance must have been given supervision or instruction on its safe use and are aware of the hazards.
- Children must not play with the appliance and both appliance and cord must be out of reach of children less than 8 years.
- Only use the appliance for its intended domestic use. Kenwood will not accept any liability if the appliance is subject to improper use, or failure to comply with these instructions.

#### **before plugging in**

- Make sure your electricity supply is the same as the one shown on the underside of your kettle.
- **WARNING: THIS APPLIANCE MUST BE EARTHED.**
- This appliance conforms to EC Regulation 1935/2004 on materials and articles intended to come into contact with food.

#### **before using for the first time**

- 1 Wrap any excess cord around the bracket ⑧ on the underside of the powerbase.
- 2 Fill to 'MAX', boil, then pour the water away. Repeat 2 to 3 times.

# Obsah je uzamčen

**Dokončete, prosím, proces objednávky.**

**Následně budete mít přístup k celému dokumentu.**



**Proč je dokument uzamčen? Nahněvat Vás rozhodně nechceme. Jsou k tomu dva hlavní důvody:**

- 1) Vytvořit a udržovat obsáhlou databázi návodů stojí nejen spoustu úsilí a času, ale i finanční prostředky. Dělali byste to Vy zadarmo? Ne\*. Zakoupením této služby obdržíte úplný návod a podpoříte provoz a rozvoj našich stránek. Třeba se Vám to bude ještě někdy hodit.

*\*) Možná zpočátku ano. Ale vězte, že dotovat to dlouhodobě nelze. A rozhodně na tom nezbohatneme.*

- 2) Pak jsou tady „roboti“, kteří se přiživují na naší práci a „vysávají“ výsledky našeho úsilí pro svůj prospěch. Tímto krokem se jim to snažíme překazit.

A pokud nemáte zájem, respektujeme to. Urgujte svého prodejce. A když neuspějete, rádi Vás uvidíme!