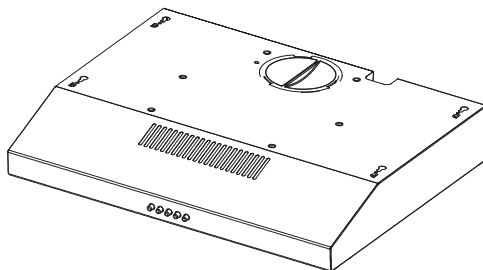




- EN COOKER HOOD
- DE DUNSTABZUGSHAUBE
- IT CAPPA
- PL OKAP KUCHENNY
- GR ΑΠΟΡΡΟΦΗΤΗΡΑΣ



<b>EN</b>	USER MANUAL .....	3
<b>DE</b>	GEBRAUCHSANLEITUNG.....	7
<b>IT</b>	LIBRETTO DI USO .....	11
<b>PL</b>	INSTRUKCJA UŻYTKOWANIA.....	15
<b>GR</b>	ΟΔΗΓΙΕΣ ΧΡΗΣΗΣ .....	19

## EN 1. SAFETY INFORMATION

 For your safety and correct operation of the appliance, read this manual carefully before installation and use. Always keep these instructions with the appliance even if you move or sell it. Users must fully know the operation and safety features of the appliance.

 The wire connection has to be done by specialized technician.

- The manufacturer will not be held liable for any damages resulting from incorrect or improper installation.
  - The minimum safety distance between the cooker top and the extractor hood is 650 mm (some models can be installed at a lower height, please refer to the paragraphs on working dimensions and installation).
  - If the instructions for installation for the gas hob specify a greater distance, this must be respected.
  - Check that the mains voltage corresponds to that indicated on the rating plate fixed to the inside of the hood.
  - Means for disconnection must be incorporated in the fixed wiring in accordance with the wiring rules.
  - For Class I appliances, check that the domestic power supply guarantees adequate earthing.
- Connect the extractor to the exhaust flue through a pipe of minimum diameter 120 mm. The route of the flue must be as short as possible.
  - Regulations concerning the discharge of air have to be fulfilled.
  - Do not connect the extractor hood to exhaust ducts carrying combustion fumes (boilers, fireplaces, etc.).
  - If the extractor is used in conjunction with non-electrical appliances (e.g. gas burning appliances), a sufficient degree of aeration must be guaranteed in the room in order to prevent the backflow of exhaust gas. When the cooker hood is used in conjunction with appliances supplied with energy other than electric, the negative pressure in the room must not exceed 0,04 mbar to prevent fumes being drawn back into the room by the cooker hood.
  - The air must not be discharged into a flue that is used for exhausting fumes from appliances burning gas or other fuels.
  - If the supply cord is damaged, it must be replaced from the manufacturer or its service agent.
  - Connect the plug to a socket complying with current regulations, located in an accessible place.
  - With regards to the technical and safety measures to be adopted for fume discharging

# Obsah je uzamčen

**Dokončete, prosím, proces objednávky.**

**Následně budete mít přístup k celému dokumentu.**



**Proč je dokument uzamčen? Nahněvat Vás rozhodně nechceme. Jsou k tomu dva hlavní důvody:**

1) Vytvořit a udržovat obsáhlou databázi návodů stojí nejen spoustu úsilí a času, ale i finanční prostředky. Dělali byste to Vy zadarmo? Ne\*. Zakoupením této služby obdržíte úplný návod a podpoříte provoz a rozvoj našich stránek. Třeba se Vám to bude ještě někdy hodit.

*\*) Možná zpočátku ano. Ale vězte, že dotovat to dlouhodobě nelze. A rozhodně na tom nezbohatneme.*

2) Pak jsou tady „roboti“, kteří se přiživují na naší práci a „vysávají“ výsledky našeho úsilí pro svůj prospěch. Tímto krokem se jim to snažíme překazit.

A pokud nemáte zájem, respektujeme to. Urgujte svého prodejce. A když neuspějete, rádi Vás uvidíme!