

REMINGTON

REMINGTON

REMINGTON

PRO POWER HAIR CLIPPER



3.

5.



All technical modifications reserved. 03/10 TSC 10.01.56

Model No. HC5150

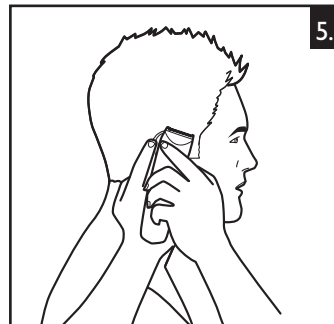
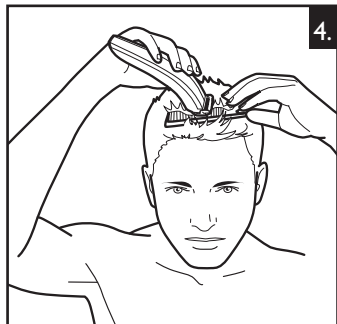
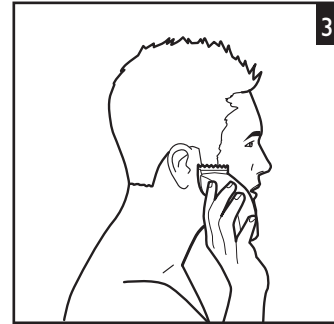
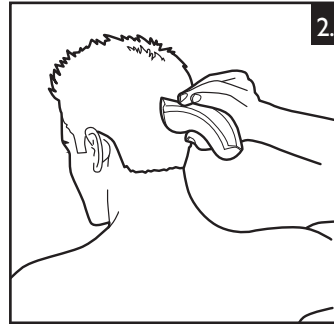
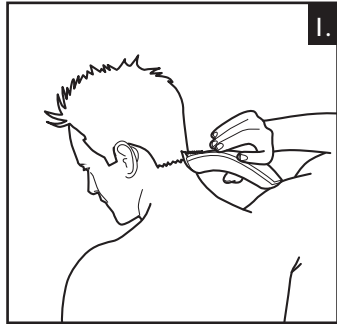
Уважаемый покупатель! Приобретаемый вами продукт Remington® прошел необходимую сертификацию в соответствии с требованиями российского законодательства. Подробную информацию о номере сертификата и сроке его действия вы сможете найти на сайте www.remington-products.ru.



10/INT/HC5150 Version 05/10 Part No. T22-29490
REMINGTON® is a Registered Trade Mark of
Spectrum Brands, Inc., or one of its subsidiaries
VARTA Consumer Batteries GmbH & Co. KGaA
Alfred-Krupp-Str:9
73479 Ellwangen
Germany
www.remington-europe.com
© 2010 SBI



HC5150



- ▶ GERMANY
- ▶ BENELUX
- ▶ FRANCE
- ▶ DENMARK
- ▶ ITALY
- ▶ SCANDINAVIA
- ▶ AUSTRIA
- ▶ SWITZERLAND
- ▶ PORTUGAL
- ▶ GREECE

Central Europe

☎ 00800 / 821 700 821

Mo.-Fr. 9 a.m. – 5 p.m. Central European Time (free call)

E-Mail: service@remington-europe.com

www.remington-europe.com

- ▶ SPAIN
- ▶ MALTA

☎ Tel. 00800 821 700 82 (free call)

- ▶ UNITED KINGDOM

☎ Tel. +44 0800 212 438 (free call)

Rayovac Europe Ltd, Watermans House, Kingsbury Crescent, The Causeway, Staines, Middlesex, TW18 3BA, UNITED KINGDOM, www.remington.co.uk

- ▶ ČESKÁ REPUBLIKA

☎ Tel. +420 487 754 605

VARTA Baterie spol. s r. o., Jindřicha z Lipé 108, 470 01 Česká Lipa, ČESKÁ REPUBLIKA, www.cz.remington-europe.com

- ▶ IRELAND

☎ Tel. +353 (0) 1 460 4711

Remington Consumer Products, Unit 7C, Riverview Business Park, New Nangor Road, Dublin 22, IRELAND, www.remington.co.uk

- ▶ MAGYARORSZÁG

☎ Tel / fax 06 1 3300 404

Remington Szervizközpont, 1138 Budapest, Váci út 136/a, www.remington.hu

- ▶ POLSKA

☎ Tel. +48 22 328 11 50

Varta Baterie Sp. z o.o., ul. Fabryczna 5, 00-446 Warszawa, POLSKA, Fax +48 22 328 11 61, www.pl.remington-europe.com

- ▶ РОССИЯ

☎ : Tel. +7 495 741 4652

ООО «Компания «ПрофСервис». Россия, 121355, Москва, Ул. Ивана Франко, д.4

- ▶ TÜRKIYE

☎ Tel. +90 212 659 01 24

Varta Pilleri Ticaret Ltd. Şti., İstoc 28, Ada No:1 34217, Mahmutbey/İstanbul, TÜRKIYE, Fax +90 212 659 48 40, www.tr.remington-europe.com

- ▶ U.A.E.

☎ Tel. +9714 355 5474

VARTA Consumer Batteries, Khalid Bin Waleed Street, Al Jawhara Bldg 504, Dubai, U.A.E., www.remington-europe.com

- ▶ HRVATSKI JEZIK / SRPSKI JEZIK

☎ Tel. +385 12481111

Alca Zagreb d.o.o., Zitnjak bb, 10000 Zagreb, Croatia, www.remington-europe.com

- ▶ CYPRUS

☎ Tel. +357 24-532220

Thetaco Traders Ltd, Eletherias Ave 75, 7100 Aradippou, Cyprus, www.remington-europe.com

- ▶ ROMANIA

☎ Tel. +40 21 411 92 23

TKFexpert SRL, 4th, Drumul Taberei St., sector 6, Bucharest, Romania, www.remington-europe.com

- ▶ SLOVENIA

☎ Tel. +386 (0) 1 568 00 00

VRR d.o.o., Tržaška cesta 132, 1000 LJUBLJANA, www.remington-europe.com

Thank you for choosing Remington®. Our products are designed to meet the highest standard of quality, functionality and design. We hope you enjoy using your new Remington® appliance. Please read the instructions for use carefully and keep in a safe place for future reference.



CAUTION

- ◆ Use this appliance only for its intended use as described in this manual. Do not use attachments not recommended by Remington®.
- ◆ Do not use this product if it is not working correctly, if it has been dropped or damaged, or dropped into water.



DESCRIPTION

1. On/Off Switch
2. Blade set
3. 2 attachment guide combs
4. Charging indicator light
5. Charging adaptor



GETTING STARTED

■ CHARGING YOUR HAIRCLIPPER

Before using your hair clipper for the first time, charge for 14-16 hours.

- ▶ Ensure the product is switched off.
- ▶ Connect the charging adaptor to the product and then to the mains.
- ▶ When the cord is connected to the mains, the charging indicator light will light up.

Your hair clipper cannot be overcharged. However, if the product is not going to be used for an extended period time (2-3 months), unplug it from the mains and store. Fully recharge your hair clipper when you would like to use it again.

To preserve the life of your batteries, let them run out every six months then recharge for 14-16 hours

GB

D

NL

E

F

I

DK

S

FIN

P

SK

CZ

PL

HUN

RU

TR

RO

GR

SL

HR

CRO

AE

Obsah je uzamčen

Dokončete, prosím, proces objednávky.

Následně budete mít přístup k celému dokumentu.



Proč je dokument uzamčen? Nahněvat Vás rozhodně nechceme. Jsou k tomu dva hlavní důvody:

- 1) Vytvořit a udržovat obsáhlou databázi návodů stojí nejen spoustu úsilí a času, ale i finanční prostředky. Dělali byste to Vy zadarmo? Ne*. Zakoupením této služby obdržíte úplný návod a podpoříte provoz a rozvoj našich stránek. Třeba se Vám to bude ještě někdy hodit.

**) Možná zpočátku ano. Ale vězte, že dotovat to dlouhodobě nelze. A rozhodně na tom nezbohatneme.*

- 2) Pak jsou tady „roboti“, kteří se přiživují na naší práci a „vysávají“ výsledky našeho úsilí pro svůj prospěch. Tímto krokem se jim to snažíme překazit.

A pokud nemáte zájem, respektujeme to. Urgujte svého prodejce. A když neuspějete, rádi Vás uvidíme!