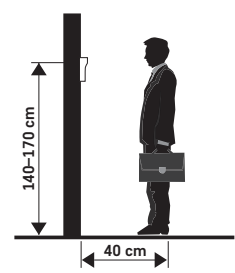
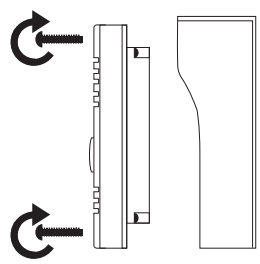
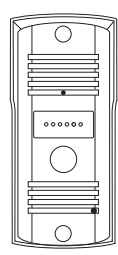
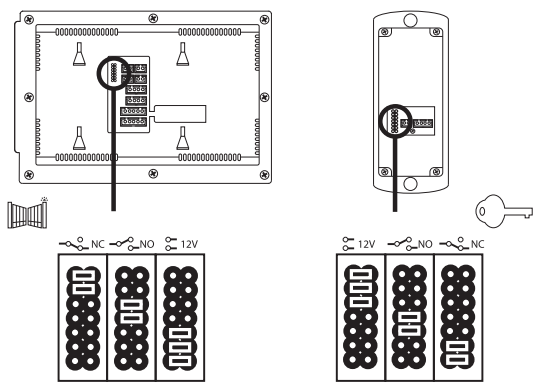
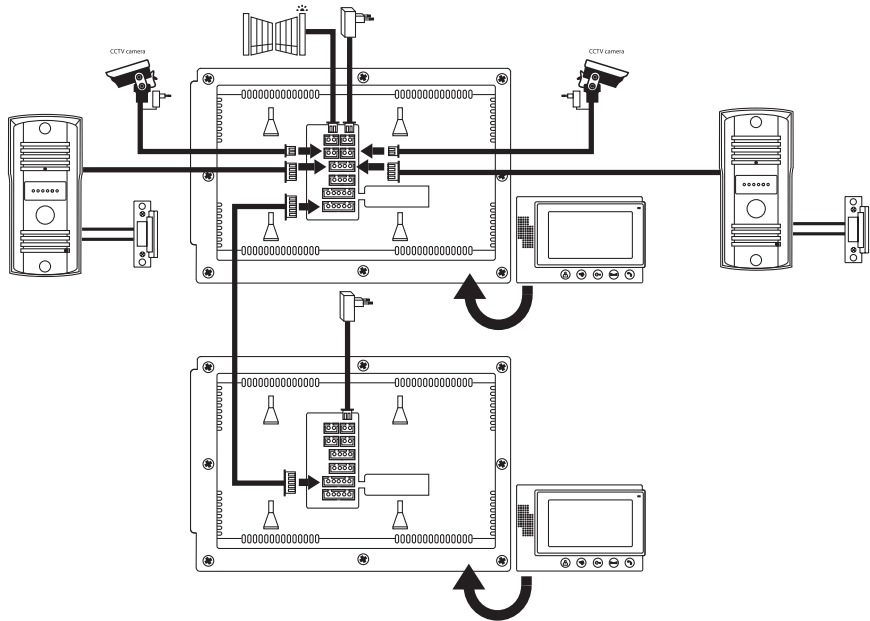


EM-07HD (H2017/H2018)

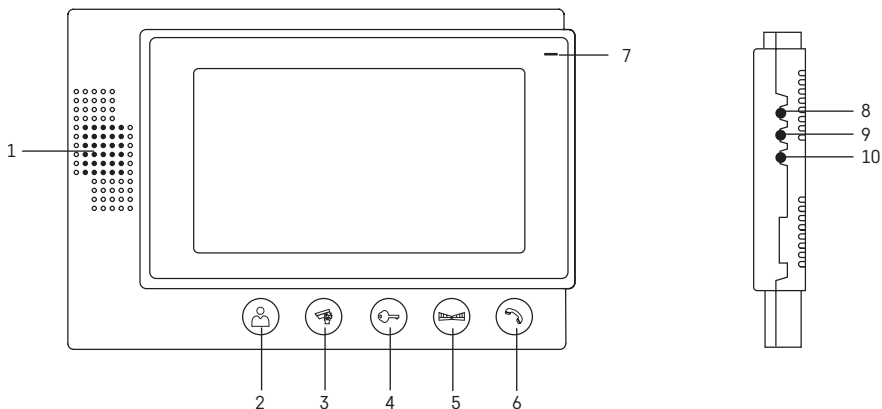
GB	Colour Video Doorphone Set
CZ	Sada barevného videotelefonu
SK	Sada farebného videotelefónu
PL	Zestaw wideodomofonowy
HU	Színes képernyős videotelefon-készlet
SI	Set barvnega videotelefona
RS HR BA ME	Komplet videotelefona u boji
DE	Farbvideotelefon-Set
UA	Комплект кольорового відеодомофону
RO MD	Set videotelefon color
LT	Spalvinio vaizdo telefono komplektas
LV	Krāsu videotālruna komplekts
EE	Värvivideofoni komplekt
BG	Комплект цветен видеодомофон



www.emos.eu



1



2

GB | Colour Video Doorphone Set

Safety Instructions and Warnings

Read the user manual before using the device.

Follow the safety instructions stated in the manual.

The product is designed to provide trouble-free service for many years if used properly.

- Read the manual carefully before using this product.
- Do not place the product in locations prone to vibration and shocks – these may cause damage.
- Do not expose the product to excessive force, impacts, dust, high temperatures, rain or humidity – these may cause malfunction, shorten energy life and deform plastic parts.
- Do not place any open flame sources on the product, e.g. a lit candle, etc.
- Do not cover up or insert any objects in the product's vents.
- If the power cable or plug is damaged or if the connection of the plug to the socket is loose, do not use the product. Doing so may cause injury by electric current or cause fire due to a short circuit.
- Do not exceed the input voltage or use voltage other than specified for the product. Make sure the voltage listed for the product is identical with the voltage in your area.
- Do not disassemble, repair or modify the product. Have it repaired by the retailer you bought it from.
- Do not tamper with the internal electric circuits of the product – doing so may damage the product and will automatically void the warranty.
- Do not replace any components of the product with non-original spare parts.
- To clean the product, use a slightly moistened soft cloth. Do not use solvents or cleaning agents – they could scratch the plastic parts and cause corrosion of the electric circuits.
- Do not immerse the product in water or other liquids.
- Keep the product and its power cord out of reach of children. This product may be used by persons with impaired physical, sensory or mental capabilities or persons without experience and knowledge only if they are supervised or instructed in the safe use of the product and understand the risks that may occur.
- Do not leave the product running unsupervised. Always disconnect the product from power if you are about to leave it unsupervised.

Delivery Contents

Videomonitor	1 pc	Power supply	1 pc
Mounting frame for videomonitor	1 pc	Mounting screws	6 pcs
Door camera unit	1 pc	Covering hood	1 pc

Technical Description of the Videomonitor

(see Fig. 2)

1 – speaker	6 – speak/hang up
2 – monitor (image activation)	7 – microphone
3 – CCTV cameras	8 – ↑
4 – open lock	9 – OK/menu
5 – unlock gate	10 – ↓

Obsah je uzamčen

Dokončete, prosím, proces objednávky.

Následně budete mít přístup k celému dokumentu.



Proč je dokument uzamčen? Nahněvat Vás rozhodně nechceme. Jsou k tomu dva hlavní důvody:

1) Vytvořit a udržovat obsáhlou databázi návodů stojí nejen spoustu úsilí a času, ale i finanční prostředky. Dělali byste to Vy zadarmo? Ne*. Zakoupením této služby obdržíte úplný návod a podpoříte provoz a rozvoj našich stránek. Třeba se Vám to bude ještě někdy hodit.

**) Možná zpočátku ano. Ale vězte, že dotovat to dlouhodobě nelze. A rozhodně na tom nezbohatneme.*

2) Pak jsou tady „roboti“, kteří se přiživují na naší práci a „vysávají“ výsledky našeho úsilí pro svůj prospěch. Tímto krokem se jim to snažíme překazit.

A pokud nemáte zájem, respektujeme to. Urgujte svého prodejce. A když neuspějete, rádi Vás uvidíme!