

motorola

motorolaone

User Guide

Contents

[Check it out](#)

[Get Started](#)

- [First look](#)
- [Insert the SIM and microSD cards](#)
- [Charge up & power on](#)
- [Sign in](#)
- [Connect to Wi-Fi](#)
- [Explore by touch](#)
- [Improve battery life](#)

[Learn the basics](#)

- [Home screen](#)
- [Help & more](#)
- [Search](#)
- [Notifications](#)
- [App notifications](#)
- [Status icons](#)
- [Volume](#)
- [Do not disturb](#)
- [Lock screen](#)
- [Quick settings](#)
- [Speak](#)
- [Direct Share](#)
- [Picture-in-Picture](#)

[Customize your phone](#)

- [Redecorate your home screen](#)
- [Choose apps & widgets](#)
- [Customize sounds & appearance](#)
- [Discover Moto](#)

[Apps](#)

- [Phone](#)
- [Messages](#)
- [Google Chrome™](#)
- [Camera](#)
- [Google Photos™](#)
- [Gmail™](#)
- [Google Duo](#)
- [Moto](#)
- [Calendar](#)

[More apps](#)

- [Google Play™](#)
- [Contacts](#)
- [Google Maps™](#)

- [Google Drive™](#)
- [Music, Movies, TV & YouTube](#)

[Connect, share & sync](#)

- [Connect with Wi-Fi](#)
- [Connect with Bluetooth wireless](#)
- [Share files with your computer](#)
- [Share your data connection](#)
- [Connect with NFC](#)
- [Print](#)
- [Sync to the cloud](#)
- [Use a memory card](#)
- [Airplane mode](#)
- [Mobile network](#)

[Protect your phone](#)

- [Screen lock](#)
- [Screen pinning](#)
- [Backup & restore](#)
- [Encrypt your phone](#)
- [Your privacy](#)
- [App safety](#)
- [Data usage](#)

[Troubleshoot your phone](#)

- [Restart or remove an app](#)
- [Restart your phone](#)
- [Check for software update](#)
- [Reset](#)
- [Stolen phone](#)

[Accessibility](#)

- [Create a shortcut](#)
- [Make your phone speak](#)
- [Speak to your phone](#)
- [Change your phone's display](#)
- [Change your phone's sounds](#)



[Get more help](#)

- [Where is my legal, safety, & regulatory information?](#)
- [Service & repairs](#)
- [Copyright & trademarks](#)

Check it out



When you're up and running, explore what your phone can do.

Topic	Location
Find these fast: Wi-Fi, airplane mode, flashlight, and more.	Quick settings
Choose new wallpaper, set ringtones, and add widgets.	Customize your phone
Experience crisp, clear photos, movies, and videos.	Camera
Customize your phone to match the way you use it.	Moto
Browse, shop, and download apps.	Apps
Keep your info safe. Set up your password and more.	Protect your phone
Ask questions, get answers.	Speak
Share your Internet connection.	Wi-Fi hotspot

Tip: View all of these topics on your phone, swipe up  from the home screen and tap  **Moto Help**. For FAQs, and other phone support, visit www.motorola.com/support.

SAR

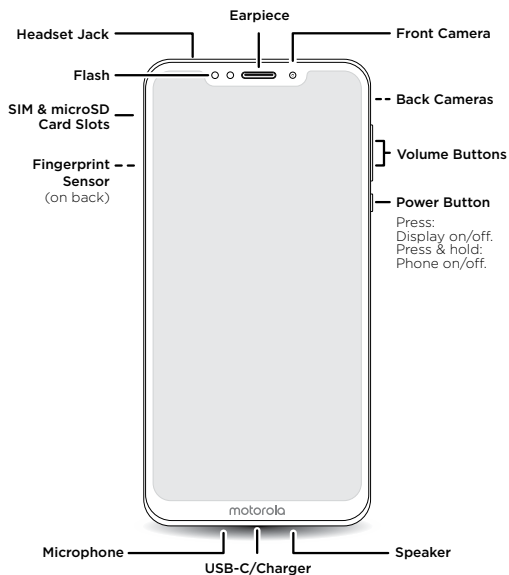
This product meets the applicable national or international RF exposure guidance (SAR guideline) when used normally against your head or, when worn or carried, at a distance of 5 mm from the body. The SAR guideline includes a considerable safety margin designed to assure the safety of all persons, regardless of age and health.

Caution: Before using your phone, please read the Legal information. Swipe up  >  **Settings** > **System** > **Legal information**.

Get Started

First look

Let's get started. We'll guide you through startup and tell you a bit about your phone's features.



Note: Certain apps and features may not be available in all countries.

Power button

Your Power button helps in a few ways.

- » **Power on/off:** Press and hold the Power button, then tap **Power off**. When your phone is off, press and hold the Power button to turn it on.
- » **Sleep:** To conserve battery power or prevent accidental touches, put the touchscreen to sleep by pressing the Power button.
- » **Wake up:** Press the Power button again.
- » **Reboot:** To reboot your phone, press and hold the Power button, then tap **Restart**.

Tip: To add security to your phone, see [Protect your phone](#).

Volume buttons

Your volume buttons can help:

- » **Ringer volume:** Press the buttons when your phone is ringing to silence it.
- » **Earpiece volume:** Press the buttons during a call.
- » **Music/video volume:** Press the buttons during a song or video.

Tip: For more on volume control, see [Volume](#).

Obsah je uzamčen

Dokončete, prosím, proces objednávky.

Následně budete mít přístup k celému dokumentu.



Proč je dokument uzamčen? Nahněvat Vás rozhodně nechceme. Jsou k tomu dva hlavní důvody:

- 1) Vytvořit a udržovat obsáhlou databázi návodů stojí nejen spoustu úsilí a času, ale i finanční prostředky. Dělali byste to Vy zadarmo? Ne*. Zakoupením této služby obdržíte úplný návod a podpoříte provoz a rozvoj našich stránek. Třeba se Vám to bude ještě někdy hodit.

**) Možná zpočátku ano. Ale vězte, že dotovat to dlouhodobě nelze. A rozhodně na tom nezbohatneme.*

- 2) Pak jsou tady „roboti“, kteří se přiživují na naší práci a „vysávají“ výsledky našeho úsilí pro svůj prospěch. Tímto krokem se jim to snažíme překazit.

A pokud nemáte zájem, respektujeme to. Urgujte svého prodejce. A když neuspějete, rádi Vás uvidíme!