

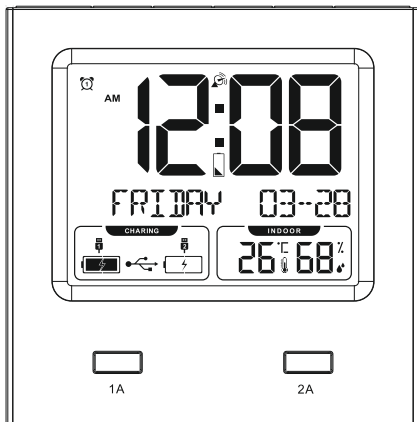


hama[®]
THE SMART SOLUTION

00
186381

Radio Controlled Alarm Clock "Dual USB"

Funkwecker



Operating Instructions

GB

Bedienungsanleitung

D

Mode d'emploi

F

Instrucciones de uso

E

Руководство по эксплуатации

RUS

Istruzioni per l'uso

I

Gebruiksaanwijzing

NL

Οδηγίες χρήσης

GR

Instrukcja obsługi

PL

Használati útmutató

H

Návod k použití

CZ

Návod na použitie

SK

Manual de instruções

P

Instrukcja obsługi

RO

Bruksanvisning

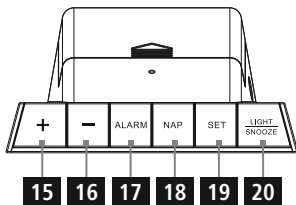
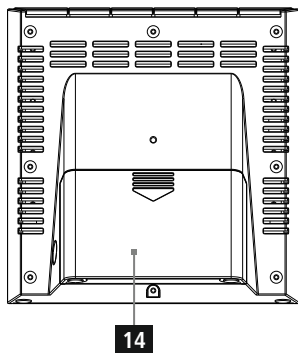
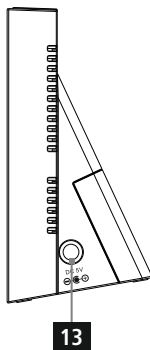
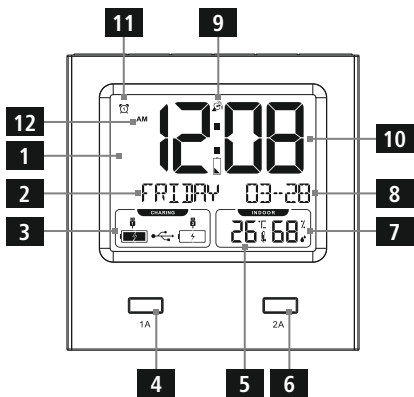
S

Käyttöohje

FIN

Работна инструкция

BG



Controls and Displays

1. Display
2. Day of the week
3. USB charge indicator 1A/2A
4. USB port 1A
5. Room temperature
6. USB port 2A
7. Room humidity
8. Date
9. Radio icon
10. Time
11. Alarm icon
12. AM/PM (display in 12/24-hour format)
13. Power supply unit connection socket
14. Battery compartment
15. + button = increase the current set value / switch between 12 and 24-hour format
16. - button = reduce the current set value
17. **ALARM** button = display alarm time / set alarm mode
18. **NAP** button = set nap timer / activate nap timer
19. **SET** button = set/confirm the setting
20. **LIGHT/SNOOZE** button = temporarily interrupt the alarm / activate the backlight

1. Explanation of Warning Symbols and Notes

Risk of electric shock



This symbol indicates product parts energized with a dangerous voltage of sufficient magnitude to constitute a risk of electric shock.

Warning



This symbol is used to indicate safety instructions or to draw your attention to specific hazards and risks.

Note



This symbol is used to indicate additional information or important notes.

2. Package Contents

- "Dual USB" radio-controlled alarm clock
- Power supply unit
- These operating instructions

3. Safety Notes

- The product is intended for private, non-commercial use only.
- Use the product for its intended purpose only.
- Protect the product from dirt, moisture and overheating, and only use it in a dry environment.
- Do not use the product in the immediate vicinity of heaters or other heat sources or in direct sunlight.
- Keep this product, as all electrical products, out of the reach of children!

- Do not operate the product outside the power limits given in the specifications.
- Do not use the product in areas where the use of electronic devices is not permitted.
- Do not use the product in moist environments and avoid splashes.
- Do not place the product near interference fields, metal frames, computers, TVs, etc. Electronic devices and window frames can negatively affect the product's functionality.
- Do not drop the product and do not expose it to any major shocks.
- Do not modify the product in any way. Doing so voids the warranty.
- Keep the packaging material out of the reach of children due to the risk of suffocation.
- Dispose of packaging material immediately according to locally applicable regulations.

Risk of electric shock



- Do not open the device or continue to operate it if it becomes damaged.
- Do not use the product if the AC adapter, adapter cable or power cable is damaged.
- Do not attempt to service or repair the product yourself. Leave any and all service work to qualified experts.

Warning – Batteries



- When inserting batteries, note the correct polarity (+ and - markings) and insert the batteries accordingly. Failure to do so could result in the batteries leaking or exploding.
- Only use batteries (or rechargeable batteries) that match the specified type.
- Before you insert the batteries, clean the battery contacts and the polar contacts.
- Do not allow children to change batteries without supervision.
- Do not mix old and new batteries or batteries of a different type or make.
- Remove the batteries from products that are not being used for an extended period (unless these are being kept ready for an emergency).
- Do not short-circuit batteries.
- Do not charge batteries.
- Do not throw batteries in a fire.
- Keep batteries out of the reach of children.
- Never open, damage or swallow batteries or allow them to enter the environment. They can contain toxic, environmentally harmful heavy metals.
- Immediately remove and dispose of dead batteries from the product.
- Avoid storing, charging or using batteries in extreme temperatures.

Obsah je uzamčen

Dokončete, prosím, proces objednávky.

Následně budete mít přístup k celému dokumentu.



Proč je dokument uzamčen? Nahněvat Vás rozhodně nechceme. Jsou k tomu dva hlavní důvody:

- 1) Vytvořit a udržovat obsáhlou databázi návodů stojí nejen spoustu úsilí a času, ale i finanční prostředky. Dělali byste to Vy zadarmo? Ne*. Zakoupením této služby obdržíte úplný návod a podpoříte provoz a rozvoj našich stránek. Třeba se Vám to bude ještě někdy hodit.

**) Možná zpočátku ano. Ale vězte, že dotovat to dlouhodobě nelze. A rozhodně na tom nezbohatneme.*

- 2) Pak jsou tady „roboti“, kteří se přiživují na naší práci a „vysávají“ výsledky našeho úsilí pro svůj prospěch. Tímto krokem se jim to snažíme překazit.

A pokud nemáte zájem, respektujeme to. Urgujte svého prodejce. A když neuspějete, rádi Vás uvidíme!