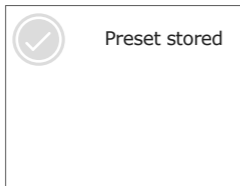



Preset 1-6

Voreinstellung 1-6 / Préréglage 1-6 / Impostazioni predefinite 1-6 / Forudindstillet 1-6 / Voorinstelling 1-6 / Preamjuste 1-6 / Förinställning 1-6 / Predvolba 1-6 / Ustawienia wstępne 1-6 / Predefinição 1-6

Store

Speichern
Enregistrer
Memorizza
Gemme
Opslaan
Guardar
Spara
Uložít
Zapisz
Save



Select

Auswählen
Sélectionner
Selezionare
Vælg
Selecteer
Selección
Välj
Vybrat
Wybór
Selecionar

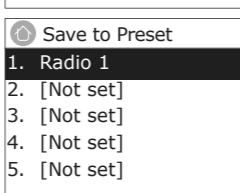
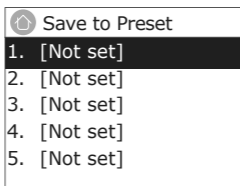
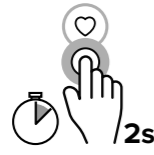


Preset 1+

Voreinstellung 1+ / Préréglage 1+ / Impostazioni predefinite 1+ / Forudindstilling 1+ / Voorinstelling 1+ / Preamjuste 1+ / Förinställning 1+ / Predvolba 1+ / Ustawienia wstępne 1+ / Predefinição 1+

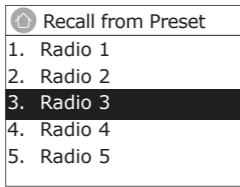
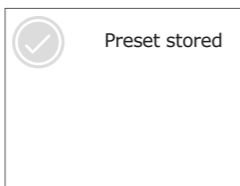
Store

Speichern
Enregistrer
Memorizza
Gemme
Opslaan
Guardar
Spara
Uložít
Zapisz
Save



Select

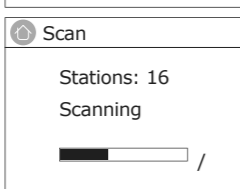
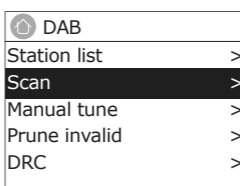
Auswählen
Sélectionner
Selezionare
Vælg
Selecteer
Selección
Välj
Vybrat
Wybór
Selecionar



Digital radio settings

Autotune

Autom. Sendersuche / Autotune / Sintonia automatica / Autotune / Autotune / Sintonización automática / Autotune / Automatické ladění / Strojenie automatyczne / Sintonização automática

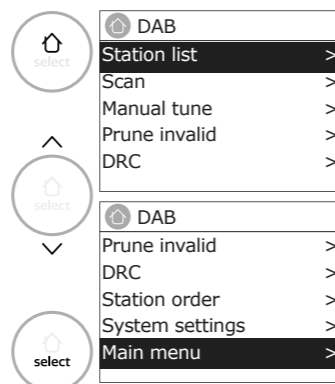


Alarms and timers

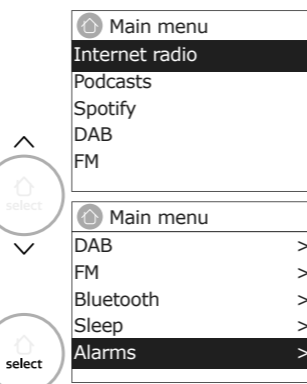
Set an alarm

Einen Alarm einstellen / Définir une alarme / Impostare una sveglia / Sæt en alarm / Een alarm instellen / Defina una alarma / Ställ in ett alarm / Nastavit budík / Ustawienie alarmu / Definir um alarme

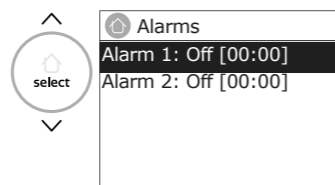
1.



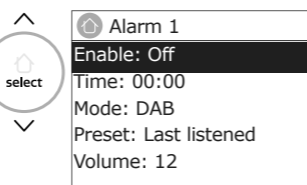
2.



3.

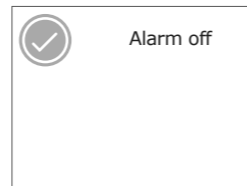
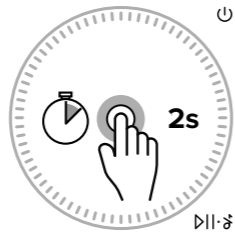


4.



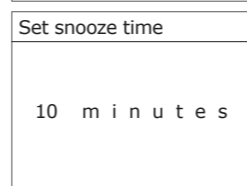
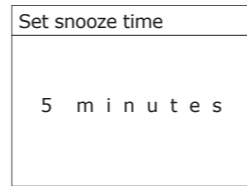
Cancel an alarm

Alarm abbrechen / Annuler une alarme / Annullare una sveglia / Annuller en alarm / Alarm uitschakelen / Cancele una alarma / Avbryt ett alarm / Zrušit budík / Anulowanie budzenia / Cancelar un alarme



Snooze an alarm

Schlummerfunktion des Alarms / Répéter une alarme / Posticipare una sveglia / Udsæt en alarm / Alarm op slummerstand zetten / Pospona una alarma / Snoozza ett alarm / Odložić budík / Przelążczenie budzika na Dżemkę / Suspender um alarme



Download the UNDOK app and control Evoke home with your smartphone

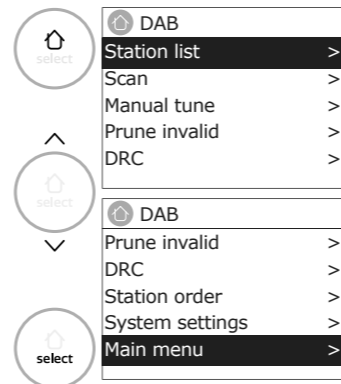
Laden Sie die UNDOK-App herunter und steuern Sie Evoke Home mit Ihrem Smartphone
Téléchargez l'application UNDOK et contrôlez Evoke Home avec votre smartphone
Scarica l'app UNDOK e controlla Evoke Home con il tuo smartphone
Download UNDOK -appen, og styr Evoke Home med din smartphone
Download de UNDOK-app en bedien Evoke Home met je smartphone
Descargue la aplicación UNDOK y controle Evoke Home con su teléfono inteligente
Ladda ner UNDOK -appen och styr Evoke Home med din smartphone
Stáhněte si aplikaci UNDOK a ovládejte Evoke Home pomocí smartphonu
Pobierz aplikację UNDOK i steruj Evoke Home za pomocą smartfona
Baixe o aplicativo UNDOK e controle Evoke Home com seu smartphone



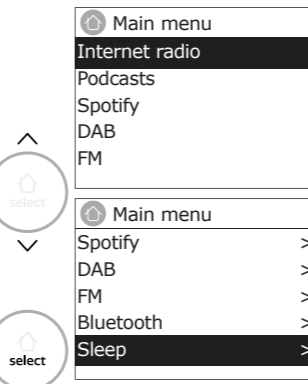
Set sleep timer

Sleep-Timer einstellen / Régler le minuteur de veille / Impostare il timer di spegnimento / Indstll dvale-timer / Slaaptimer instellen / Ajuste el temporizador de estado de reposo / Ställ in sömmtimer / Nastavit automatické vypnutí / Ustawienie trybu sleep timer / Configurar temporizador para adormecer

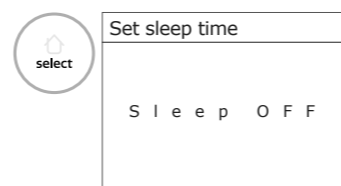
1.



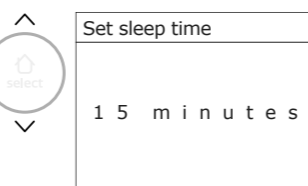
2.



3.



2.



Remote control

Fernbedienung
Télécommande
Telecomando
Fjernbetjening
Afstandsbediening
Control remoto
Fjärrkontroll
Dálková ovládání
Zdalne sterowanie
Controlle remoto



The Bluetooth® word mark and logos are registered trademarks owned by Bluetooth SIG, Inc. and any use of such marks by pure is under license. Other trademarks and trade names are those of their respective owners.

The Spotify Software is subject to third party licenses found here:
www.spotify.com/connect/third-party-licenses

Specifications

Radio Digital (DAB/DAB+):	Frequencies Digital Band III 174–240 MHz
FM radio:	Frequencies FM 87.5–108 MHz (with RDS)
Bluetooth:	Frequency range: 2402 < 2480 MHz Maximum power: 915dBm (e.i.r.p.), A2DP support
2.4GHz Wi-Fi:	Frequency range 2.412–2.472 GHz, Maximum power = 18.90dBm (e.i.r.p)
5GHz Wi-Fi:	Frequency range 5.18–5.24 GHz, 5.26–5.32 GHz, 5.5–5.7 GHz, Maximum power = 18.10dBm (e.i.r.p) Restrictions apply to outdoor use in the 5.5– 5.7 GHz range in some countries. Note: This product is intended for indoor use only.
CD Player:	CD, CD-R, CD-RW CLASS 1 LASER PRODUCT
Display:	2.8", 320 x 240, TFT colour display
Software version:	V1.0
Speaker:	2x 3.5" full range drivers & 2x tweeters
Input connectors:	3.5mm Auxillary stereo audio jack Micro USB
Output connectors:	3.5mm stereo headphone socket
Power supply requirements:	100-240V~ 50/60Hz 80W
Dimensions:	W:368mm x H:187mm x D:145mm
Weight:	3.9kg

Warranty information

Pure International Limited warrants to the end user that this product will be free from defects in materials and workmanship in the course of normal use for a period of two years from the date of purchase. This guarantee covers breakdowns due to manufacturing or design faults; it does not apply in cases such as accidental damage, however caused, wear and tear, negligence, adjustment, modification or repair not authorised by us. Please visit www.pure.com/register to register your product with us. Should you have a problem with your unit please contact your supplier or contact Pure Support at the address shown on the rear of this manual.

10855_06
Evoke Home, Pure, the Pure logo are trademarks or registered trademarks of Pure International Limited. © Copyright 2021 by Pure International Limited. All rights reserved.
<http://www.pure.com/about/>

CE Marked Hereby, Pure International Limited declares that this radio model Eian
CE Marked Hereby, Pure International Limited declares that this radio model Eian
One is in compliance with the essential requirements of RED 2014/53/EU. The full text of the EU Declaration of Conformity is available at the following internet address: <http://www.pure.com/about/>

Approvals
Pure, Concept House, Home Park Road, Kings Langley, Herts, WD4 8UD, UK
Pure, Mössblich 78, 6250 Kundl, Austria

Information on guarantee
Pure International Limited guarantees against manufacturing defects in materials and workmanship in the course of normal use for a period of two years from the date of purchase. This guarantee covers breakdowns due to manufacturing or design faults; it does not apply in cases such as accidental damage, however caused, wear and tear, negligence, adjustment, modification or repair not authorised by us. Please visit www.pure.com/register to register your product with us. Should you have a problem with your unit please contact your supplier or contact Pure Support at the address shown on the rear of this manual.

Information on garantie
Pure International Limited garantit contre les défauts de fabrication en matière de matériaux et de main-d'œuvre dans le cadre de l'utilisation normale de ce produit pendant une période de deux ans à compter de la date d'achat. Cette garantie couvre les pannes de fabrication et les défauts de fabrication en matière de matériaux et de main-d'œuvre dans le cadre de l'utilisation normale. Elle ne couvre pas les dommages accidentels, quelle que soit la cause. Veuillez consulter www.pure.com/register pour enregistrer votre produit et obtenir plus d'informations sur la garantie. Vous pouvez également contacter votre fournisseur ou le service client Pure au lieu de destination.

Garantiebedingungen
Pure International Limited garantiert gegen Herstellungsdefekte von Materialien und Handwerksleistungen im Rahmen der normalen Nutzung des Produkts für eine Dauer von zwei Jahren ab dem Kaufdatum. Diese Garantie deckt Ausfälle aufgrund von Herstellungs- oder Herstellungsdefekten ab, die nicht auf zufällige Beschädigung, Verschleiß, Unachtsamkeit, Nachjustierung, Nachbesserung oder Reparatur zurückzuführen sind. Bitte besuchen Sie www.pure.com/register für weitere Informationen zum Thema Garantie. Bitte wenden Sie sich an Ihren Lieferanten oder an den Pure Support unter der Adresse, die auf der Rückseite dieses Handbuchs angegeben ist.

Pure International Limited guarantees that this product will be free from defects in materials and workmanship in the course of normal use for a period of two years from the date of purchase. This guarantee covers breakdowns due to manufacturing or design faults; it does not apply in cases such as accidental damage, however caused, wear and tear, negligence, adjustment, modification or repair not authorised by us. Please visit www.pure.com/register to register your product with us. Should you have a problem with your unit please contact your supplier or contact Pure Support at the address shown on the rear of this manual.

PURE Evoke home

Quick Start Guide

Require further help in setting up your Evoke?
Please visit support.pure.com

EN	DE	FR	IT	DA	NO
NL	ES	SV	CZ	PL	PT

Obsah je uzamčen

Dokončete, prosím, proces objednávky.

Následně budete mít přístup k celému dokumentu.



Proč je dokument uzamčen? Nahněvat Vás rozhodně nechceme. Jsou k tomu dva hlavní důvody:

- 1) Vytvořit a udržovat obsáhlou databázi návodů stojí nejen spoustu úsilí a času, ale i finanční prostředky. Dělali byste to Vy zadarmo? Ne*. Zakoupením této služby obdržíte úplný návod a podpoříte provoz a rozvoj našich stránek. Třeba se Vám to bude ještě někdy hodit.

**) Možná zpočátku ano. Ale vězte, že dotovat to dlouhodobě nelze. A rozhodně na tom nezbohatneme.*

- 2) Pak jsou tady „roboti“, kteří se přiživují na naší práci a „vysávají“ výsledky našeho úsilí pro svůj prospěch. Tímto krokem se jim to snažíme překazit.

A pokud nemáte zájem, respektujeme to. Urgujte svého prodejce. A když neuspějete, rádi Vás uvidíme!