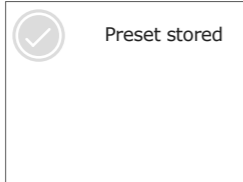


**Preset 1-4**

Voreinstellung 1-4 / Préréglage 1-4 / Impostazioni predefinite 1-4 / Forudindstilling 1-4 / Voorinstelling 1-4 / Preajuste 1-4 / Förinställning 1-4 / Predvolba 1-4 / Ustawienia wstępne 1-4 / Predefinição 1-4

**Store**

- Speichern
Enregistrer
Memorizza
Gemme
Opslaan
Guardar
Spara
Uložít
Zapisz
Save



**Select**

- Auswählen
Selecciónner
Selezionare
Vælg
Selecteer
Selección
Välj
Vybrat
Wybór
Seleccionar

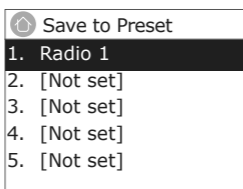
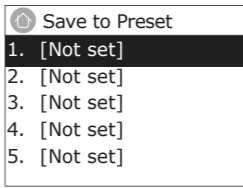


**Preset 1+**

Voreinstellung 1+ / Préréglage 1+ / Impostazioni predefinite 1+ / Forudindstilling 1+ / Voorinstelling 1+ / Preajuste 1+ / Förinställning 1+ / Predvolba 1+ / Ustawienia wstępne 1+ / Predefinição 1+

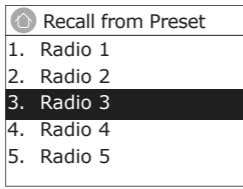
**Store**

- Speichern
Enregistrer
Memorizza
Gemme
Opslaan
Guardar
Spara
Uložít
Zapisz
Save



**Select**

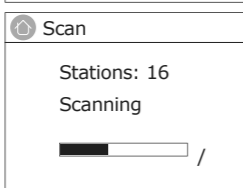
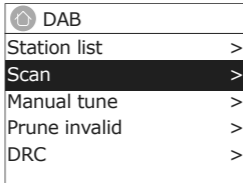
- Auswählen
Selecciónner
Selezionare
Vælg
Selecteer
Selección
Välj
Vybrat
Wybór
Seleccionar



**Digital radio settings**

**Autotune**

Autom. Sendersuche / Autotune / Sintonia automatica / Autotune / Autotune / Sintonización automática / Autotune / Automatické ladění / Strojenie automatyczne / Sintonização automática

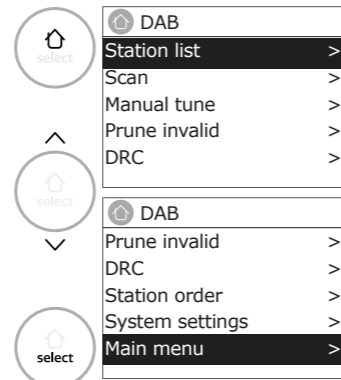


**Alarms and timers**

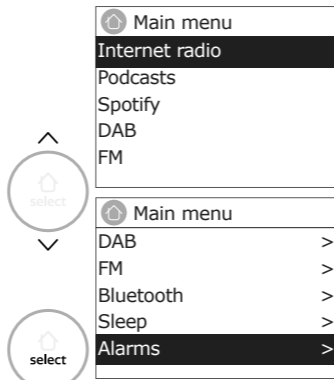
**Set an alarm**

Einen Alarm einstellen / Définir une alarme / Impostare una sveglia / Sæt en alarm / Een alarm instellen / Defina una alarma / Ställ in ett alarm / Nastavit budík / Ustawienie alarmu / Definir um alarme

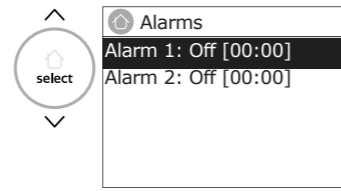
1.



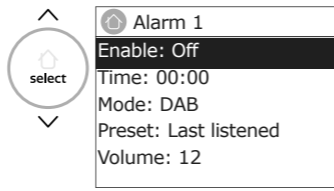
2.



3.

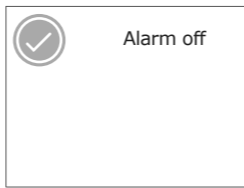


4.



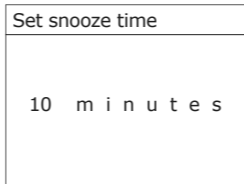
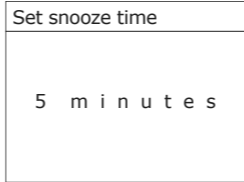
**Cancel an alarm**

Alarm abbrechen / Annuller une alarme / Annullare una sveglia / Annuller en alarm / Alarm uitschakelen / Cancele una alarma / Avbryt ett alarm / Zrušit budík / Anulowanie budzenia / Cancelar um alarme



**Snooze an alarm**

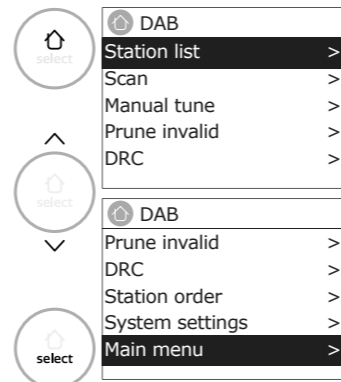
Schlummerfunktion des Alarms / Répéter une alarme / Posticipare una sveglia / Udsæt en alarm / Alarm op slummerstand zetten / Posponga una alarma / Snoozaa ett alarm / Odložít budík / Przełączenie budzika na Drzemkę / Suspender um alarme



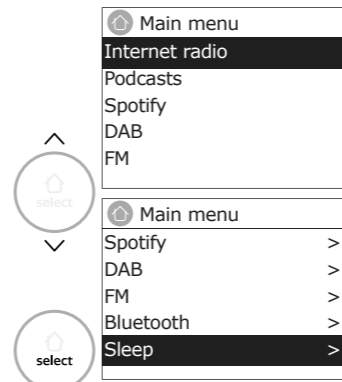
**Set sleep timer**

Sleep-Timer einstellen / Régler le minuteur de veille / Impostare il timer di spegnimento / Indstll dvale-timer / Slaaptimer instellen / Ajuste el temporizador de estado de reposo / Ställ in sömntimer / Nastavit automatické vypnutí / Ustawienie trybu sleep timer / Configurar temporizador para adormecer

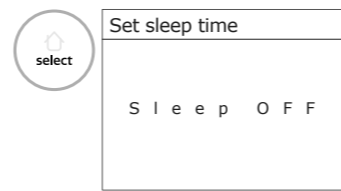
1.



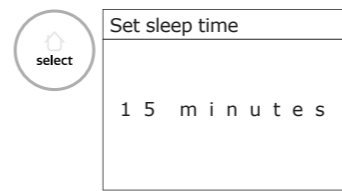
2.



3.



4.



**Download the UNDOK app and control Evoke Spot with your smartphone**

Laden Sie die UNDOK-App herunter und steuern Sie Evoke Home mit Ihrem Smartphone... Download UNDOK - appen, og styr Evoke Home med din smartphone... Download de UNDOK-app en bedien Evoke Home met je smartphone... Descargue la aplicación UNDOK y controle Evoke Home con su teléfono inteligente... Ladda ner UNDOK - appen och styr Evoke Home med din smartphone... Stáhněte si aplikaci UNDOK a ovládejte Evoke Home pomocí smartphonu... Pobierz aplikację UNDOK i steruj Evoke Home za pomocą smartfona... Baixe o aplicativo UNDOK e controle Evoke Home com seu smartphone



**Specifications**

Table with 2 columns: Feature (Radio Digital, FM radio, Bluetooth, 2.4GHz Wi-Fi, 5GHz Wi-Fi, Display, Software version, Speaker, Input connectors, Power supply requirements, Dimensions, Weight) and Specification details.

**Warranty information**

Pure International Limited warrants to the end user that this product will be free from defects in materials and workmanship in the course of normal use for a period of two years from the date of purchase.

Pure, Evoke Spot, the Pure logo are trademarks or registered trademarks of Pure International Limited. © Copyright 2021 by Pure International Limited. All rights reserved.

Pure, Concept House, Home Park Road, Kings Langley, Herts, WD4 8UD, UK

Information on the back of the device... This product is intended for indoor use only. Restrictions apply to outdoor use in the 5.5 - 5.7 GHz range in some countries.

Information on the back of the device... This product is intended for indoor use only. Restrictions apply to outdoor use in the 5.5 - 5.7 GHz range in some countries.

Information on the back of the device... This product is intended for indoor use only. Restrictions apply to outdoor use in the 5.5 - 5.7 GHz range in some countries.

Information on the back of the device... This product is intended for indoor use only. Restrictions apply to outdoor use in the 5.5 - 5.7 GHz range in some countries.

Information on the back of the device... This product is intended for indoor use only. Restrictions apply to outdoor use in the 5.5 - 5.7 GHz range in some countries.

Information on the back of the device... This product is intended for indoor use only. Restrictions apply to outdoor use in the 5.5 - 5.7 GHz range in some countries.

Information on the back of the device... This product is intended for indoor use only. Restrictions apply to outdoor use in the 5.5 - 5.7 GHz range in some countries.



**Quick Start Guide**  
Full user guide @ support.pure.com

Table with 2 rows and 6 columns: EN, DE, FR, IT, DA, NO; NL, ES, SV, CZ, PL, PT

# Obsah je uzamčen

**Dokončete, prosím, proces objednávky.**

**Následně budete mít přístup k celému dokumentu.**



**Proč je dokument uzamčen? Nahněvat Vás rozhodně nechceme. Jsou k tomu dva hlavní důvody:**

- 1) Vytvořit a udržovat obsáhlou databázi návodů stojí nejen spoustu úsilí a času, ale i finanční prostředky. Dělali byste to Vy zadarmo? Ne\*. Zakoupením této služby obdržíte úplný návod a podpoříte provoz a rozvoj našich stránek. Třeba se Vám to bude ještě někdy hodit.

*\*) Možná zpočátku ano. Ale vězte, že dotovat to dlouhodobě nelze. A rozhodně na tom nezbohatneme.*

- 2) Pak jsou tady „roboti“, kteří se přiživují na naší práci a „vysávají“ výsledky našeho úsilí pro svůj prospěch. Tímto krokem se jim to snažíme překazit.

A pokud nemáte zájem, respektujeme to. Urgujte svého prodejce. A když neuspějete, rádi Vás uvidíme!