

# *hama*

00  
200006

**Universal USB-C Notebook Power Supply**

**65 W**

**Universal-USB-C-Notebook-Netzteil**

Operating Instructions

**GB**

Bedienungsanleitung

**D**

Mode d'emploi

**F**

Instrucciones de uso

**E**

Gebbruiksaanwijzing

**NL**

Istruzioni per l'uso

**I**

Instrukcja obsługi

**PL**

Használati útmutató

**H**

Manual de utilizare

**RO**

Návod k použití

**CZ**

Návod na použitie

**SK**

Manual de instruções

**P**

Bruksanvisning

**S**

Руководство по эксплуатации

**RUS**

Работна инструкция

**BG**

Οδηγίες χρήσης

**GR**

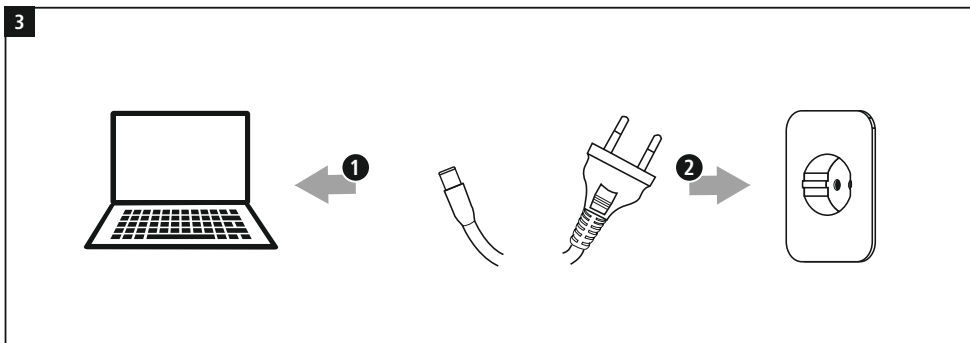


Kullanma kılavuzu

**TR**

Käyttöohje

**FIN**





## 1. Explanation of warning symbols and notes

### Risk of electric shock

This symbol indicates a risk of electric shock from touching product parts carrying hazardous voltage.

### Warning

This symbol is used to indicate safety instructions or to draw your attention to specific hazards and risks.

### Note

This symbol is used to indicate additional information or important notes.

## 2. Package contents

- Universal USB-C notebook power supply unit
- Net cable
- These operating instructions

## 3. Safety instructions

- Use the product only for the intended purpose.
- Do not use the product in the immediate vicinity of heaters, other heat sources or in direct sunlight.
- Ensure there is sufficient scope for heat dissipation and ventilation.
- Only use the article under moderate climatic conditions.
- Do not use the product in areas in which electronic products are not permitted.
- Do not use the product in a damp environment and avoid splashing water.
- Do not short-circuit the battery of the opened terminal device. There is a risk of explosion.
- Protect the product from dirt, moisture and overheating and use it in dry environments only.
- Do not drop the product and do not expose it to any major shocks.
- Do not operate the product outside the power limits specified in the technical data.
- Always pull directly on the plug when disconnecting the cable, never on the cable itself.
- Make sure that cables do not pose a tripping hazard or block emergency exits.
- Do not bend or crush the cable.
- As with all electrical products, this device should be kept out of the reach of children.
- Do not modify the device in any way. Doing so voids the warranty.
- Keep the packaging material out of the reach of children due to the risk of suffocation.
- Dispose of packaging material immediately in accordance with the locally applicable regulations.
- Make sure that the connected device meets the requirements for supply through class PS3 power sources. If there is any doubt, ask your device manufacturer.

## Risk of electric shock

- Do not open the device or continue to operate it if it becomes damaged.
- Do not use the product if the AC adapter, adapter cable or power cable is damaged.
- Do not attempt to service or repair the product yourself. Leave any and all service work to qualified experts.

## 4. Start-up and operation

### Note – mains voltage 100 – 240 V

The power supply unit is suitable for mains voltages of 100 – 240 V and therefore can be used worldwide. Please note that a country-specific adapter may be necessary.

- Ensure that your notebook requires a supply voltage of 5 V / 9 V / 12 V / 15 V / 20 V (+/- 1 Volt).
- You can find this information on the original power supply unit or in your terminal device's operating manual. If necessary, ask the dealer who supplied your terminal device or contact your terminal device manufacturer's support service.

### Warning

- Do not use the universal notebook power supply unit if you are unable to definitively determine your terminal device's supply voltage.
- Ensure that the notebook's total power consumption does not exceed the power supply unit's rated output of 65 W.
- Failure to comply with this may cause damage to the universal notebook power supply unit and the connected terminal device!

# Obsah je uzamčen

**Dokončete, prosím, proces objednávky.**

**Následně budete mít přístup k celému dokumentu.**



**Proč je dokument uzamčen? Nahněvat Vás rozhodně nechceme. Jsou k tomu dva hlavní důvody:**

- 1) Vytvořit a udržovat obsáhlou databázi návodů stojí nejen spoustu úsilí a času, ale i finanční prostředky. Dělali byste to Vy zadarmo? Ne\*. Zakoupením této služby obdržíte úplný návod a podpoříte provoz a rozvoj našich stránek. Třeba se Vám to bude ještě někdy hodit.

*\*) Možná zpočátku ano. Ale vězte, že dotovat to dlouhodobě nelze. A rozhodně na tom nezbohatneme.*

- 2) Pak jsou tady „roboti“, kteří se přiživují na naší práci a „vysávají“ výsledky našeho úsilí pro svůj prospěch. Tímto krokem se jim to snažíme překazit.

A pokud nemáte zájem, respektujeme to. Urgujte svého prodejce. A když neuspějete, rádi Vás uvidíme!