



Russell Hobbs



26530-56

 www.russellhobbs.com

GB

DE

FR

NL

IT

ES

PT

DK

SE

NO

FI

RU

CZ

SK

PL

HR

SI

GR

HU

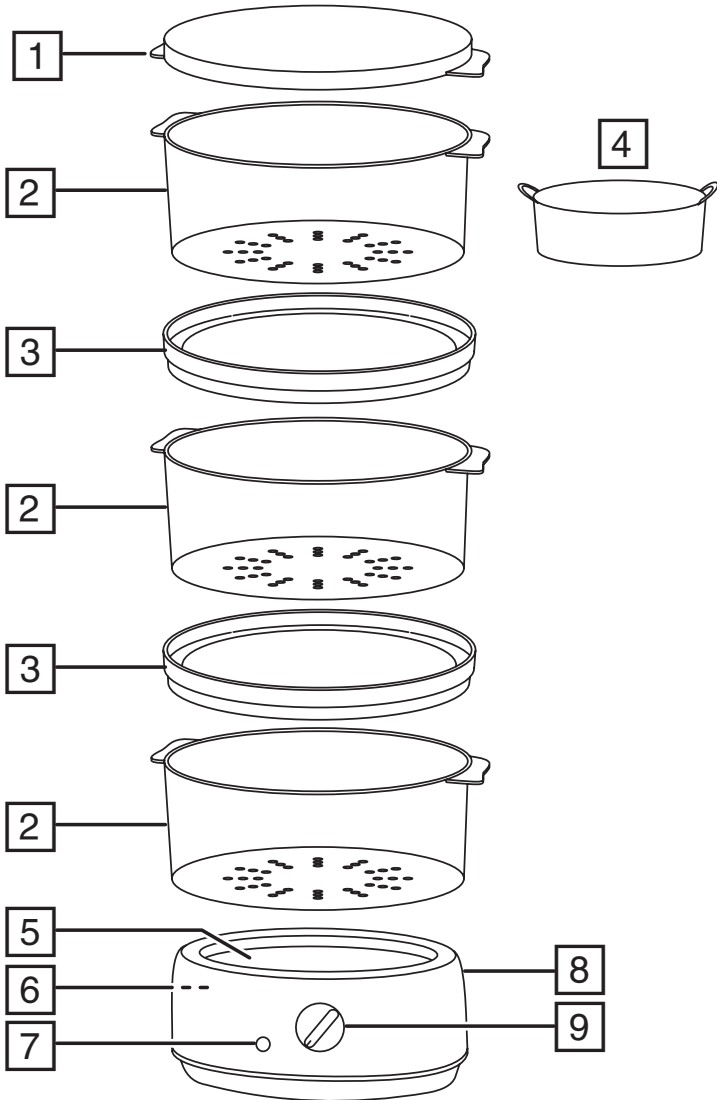
TR

RO

BG

UA

AE



Read the instructions, keep them safe, pass them on if you pass the appliance on. Remove all packaging before use.




IMPORTANT SAFEGUARDS


Follow basic safety precautions, including:

This appliance can be used by children aged from 8 years and above and persons with reduced physical, sensory or mental capabilities or lack of experience and knowledge if they have been supervised/instructed and understand the hazards involved. Children shall not play with the appliance. Cleaning and user maintenance shall not be done by children unless they are older than 8 and supervised. Keep the appliance and cable out of reach of children under 8 years.

If the cable is damaged, it must be replaced by the manufacturer, its service agent, or someone similarly qualified, to avoid hazard.

 Don't put the base unit in liquid.

Misuse of the appliance may cause injury.

 The surfaces of the appliance will get hot. Residual heat will keep the surfaces hot after use.

- Don't put frozen meat or poultry in the steamer – defrost fully before use.
- Don't touch the hot surfaces of the base unit, lid, baskets, rice bowl, or tray. Use oven gloves or a cloth, and lift them only by the handles.
- Don't reach over the appliance, and keep hands, arms, face, etc. clear of the escaping steam.
- Steam will escape. Don't put the appliance near curtains, under shelves or cupboards, or near anything that might be damaged by the escaping steam.
- Don't cover the appliance or put anything on top of it.
- Don't use accessories or attachments other than those we supply.
- Don't use the appliance for any purpose other than those described in these instructions.
- Don't operate the appliance if it's damaged or malfunctions.

HOUSEHOLD USE ONLY

DIAGRAMS

- | | |
|--------------|-------------------|
| 1. Lid | 6. Level markings |
| 2. Basket | 7. Light |
| 3. Mount | 8. Base unit |
| 4. Rice bowl | 9. Timer |
| 5. Reservoir | |

BEFORE USING FOR THE FIRST TIME

Wash all removable parts in warm soapy water, rinse and dry.

Obsah je uzamčen

Dokončete, prosím, proces objednávky.

Následně budete mít přístup k celému dokumentu.



Proč je dokument uzamčen? Nahněvat Vás rozhodně nechceme. Jsou k tomu dva hlavní důvody:

- 1) Vytvořit a udržovat obsáhlou databázi návodů stojí nejen spoustu úsilí a času, ale i finanční prostředky. Dělali byste to Vy zadarmo? Ne*. Zakoupením této služby obdržíte úplný návod a podpoříte provoz a rozvoj našich stránek. Třeba se Vám to bude ještě někdy hodit.

**) Možná zpočátku ano. Ale vězte, že dotovat to dlouhodobě nelze. A rozhodně na tom nezbohatneme.*

- 2) Pak jsou tady „roboti“, kteří se přiživují na naší práci a „vysávají“ výsledky našeho úsilí pro svůj prospěch. Tímto krokem se jim to snažíme překazit.

A pokud nemáte zájem, respektujeme to. Urgujte svého prodejce. A když neuspějete, rádi Vás uvidíme!