

FINLUX

32-FFMG-5760

**colour television
barevný televizor
telewizor kolorowy
színes televízió távirányítóval
farebný televízor**



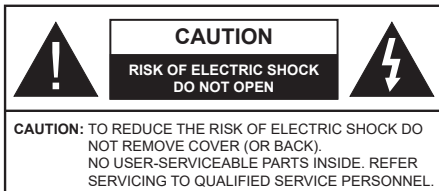
**owner's manual
návod k použití
instrukcję odtwarzania
használati útmutató
užívateľská príručka**

HDMI™
HIGH-DEFINITION MULTIMEDIA INTERFACE

Contents

Safety Information	2	Connecting Other Wireless Devices.....	30
Markings on the Product.....	2	Connectivity Troubleshooting	31
Environmental Information.....	3	Using Audio Video Sharing Network Service.....	31
Features	3	Apps	32
Accessories Included.....	4	Internet Browser	32
Standby Mode Picture	4	HBBTV System.....	32
Standby Notifications.....	4	Smart Center	33
TV Control Button & Operation.....	5	Alexa Ready	34
Using Main TV Menu	5	Mobile TV Instructions.....	37
Inserting the Batteries into the Remote	7	AC Adaptor Specifications	37
Power Connection	7	DVB functionality information	38
Antenna Connection.....	7		
License Notification	7		
Disposal Information.....	8		
Specification	8		
Remote Control	10		
Connections.....	11		
Switching On/Off.....	12		
First Time Installation.....	12		
Media Playback via USB Input	13		
USB Recording.....	13		
Media Browser.....	15		
FollowMe TV.....	15		
CEC.....	15		
E-Manual	15		
Settings Menu Content.....	17		
General TV Operation	24		
Using the Channel List	24		
Configuring Parental Settings.....	24		
Electronic Programme Guide	24		
Teletext Services	25		
Software Upgrade.....	25		
Troubleshooting & Tips	25		
PC Input Typical Display Modes.....	26		
AV and HDMI Signal Compatibility	26		
Supported File Formats for USB Mode	27		
Video File Formats	27		
Picture File Formats	27		
Audio File Formats	27		
Subtitle File Formats.....	28		
Supported DVI Resolutions	28		
Connectivity.....	29		
Wireless Connectivity	29		
Networked Standby Mode	30		
Wireless Display.....	30		

Safety Information



In extreme weather (storms, lightning) and long inactivity periods (going on holiday) disconnect the TV set from the mains.

The mains plug is used to disconnect TV set from the mains and therefore it must remain readily operable. If the TV set is not disconnected electrically from the mains, the device will still draw power for all situations even if the TV is in standby mode or switched off.

Note: Follow the on screen instructions for operating the related features.

IMPORTANT - Please read these instructions fully before installing or operating

WARNING: This device is intended to be used by persons (including children) who are capable / experienced of operating such a device unsupervised, unless they have been given supervision or instruction concerning the use of the device by a person responsible for their safety.




- Use this TV set at an altitude of less than 5000 meters above the sea level, in dry locations and in regions with moderate or tropical climates.
- The TV set is intended for household and similar indoor use but may also be used in public places.
- For ventilation purposes, leave at least 5cm of free space around the TV.
- The ventilation should not be impeded by covering or blocking the ventilation openings with items, such as newspapers, table-cloths, curtains, etc.
- The power cord plug should be easily accessible. Do not place the TV, furniture, etc. on the power cord. A damaged power cord/plug can cause fire or give you an electric shock. Handle the power cord by the plug, do not unplug the TV by pulling the power cord. Never touch the power cord/plug with wet hands as this could cause a short circuit or electric shock. Never make a knot in the power cord or tie it with other cords. When damaged it must be replaced, this should only be done by qualified personnel.
- Do not expose the TV to dripping or splashing of liquids and do not place objects filled with liquids, such as vases, cups, etc. on or over the TV (e.g., on shelves above the unit).
- Do not expose the TV to direct sunlight or do not place open flames such as lit candles on the top of or near the TV.

- Do not place any heat sources such as electric heaters, radiators, etc. near the TV set.
- Do not place the TV on the floor and inclined surfaces.
- To avoid danger of suffocation, keep plastic bags out of the reach of the babies, children and domestic animals.
- Carefully attach the stand to the TV. If the stand is provided with screws, tighten the screws firmly to prevent the TV from tilting. Do not over-tighten the screws and mount the stand rubbers properly.
- Do not dispose of the batteries in fire or with hazardous or flammable materials.
- This TV is designed for mobile use in vehicles such as caravans, motorhomes, boats, etc. However, it should never be installed in any position where it may be visible to the driver or may interfere with the safe operating of the vehicle.

WARNING

- Supplied AC Adapter is for use with the product only, do not use for any other purpose.
- Batteries must not be exposed to excessive heat such as sunshine, fire or the like.
- Excessive sound pressure from earphones or headphones can cause hearing loss.

ABOVE ALL - NEVER let anyone, especially children, push or hit the screen, push anything into holes, slots or any other openings in the case.

 Caution	Serious injury or death risk
 Risk of electric shock	Dangerous voltage risk
 Maintenance	Important maintenance component

Markings on the Product

The following symbols are used on the product as a marker for restrictions and precautions and safety instructions. Each explanation shall be considered where the product bears related marking only. Note such information for security reasons.



Class II Equipment: This appliance is designed in such a way that it does not require a safety connection to electrical earth.



Hazardous Live Terminal: The marked terminal(s) is/are hazardous live under normal operating conditions.



Caution, See Operating Instructions: The marked area(s) contain(s) user replaceable coin or button cell batteries.



Class 1 Laser Product: This product contains Class 1 laser source that is safe under reasonably foreseeable conditions of operation.

Obsah je uzamčen

**Dokončete, prosím, proces objednávky.
Následně budete mít přístup k celému dokumentu.**



Proč je dokument uzamčen? Nahněvat Vás rozhodně nechceme. Jsou k tomu dva hlavní důvody:

1) Vytvořit a udržovat obsáhlou databázi návodů stojí nejen spoustu úsilí a času, ale i finanční prostředky. Dělali byste to Vy zadarmo? Ne*. Zakoupením této služby obdržíte úplný návod a podpoříte provoz a rozvoj našich stránek. Třeba se Vám to bude ještě někdy hodit.

**) Možná zpočátku ano. Ale vězte, že dotovat to dlouhodobě nelze. A rozhodně na tom nezbohatneme.*

2) Pak jsou tady „roboti“, kteří se přiživují na naší práci a „vysávají“ výsledky našeho úsilí pro svůj prospěch. Tímto krokem se jim to snažíme překazit.

A pokud nemáte zájem, respektujeme to. Urgujte svého prodejce. A když neuspějete, rádi Vás uvidíme!